



Mendocino County

behavioral health & recovery services

**Specialty Mental Health
Services**

RFP Committee Recommendations

- All contracted providers should use the County Electronic Health Records Avatar to streamline efficiencies and reduce redundancies.
- County Behavioral Health & Recovery Services shall maintain mobile crisis response to ensure consistency across the County.
- County Behavioral Health & Recovery Services shall continue discussion and consider contracting with additional providers.
- Contract with:
 - Anchor Health Management, Inc.
 - Mendocino County Hospitality Center
 - Mendocino County Youth Project
 - Redwood Community Services
 - Tapestry Family Services

Anchor Health Management, Inc.

- Services
 - Medication Support Services
- Total Individuals Served in FY 23/24:
 - 1102
- FY 24/25 Proposed Total Contract Amount: \$2,425,000
 - Specialty Mental Health Billing: \$1,750,000
 - FSP Billing Match/FFP: \$650,000
 - FSP Whatever It Takes: \$25,000
- Projected Number of Clients to Serve Fiscal Year 24/25:
 - All ages: 1000 - 1250
- Projected Cost per Beneficiary Fiscal Year 23/24:
 - \$1940
- Electronic Health Record:
 - Moving to Avatar by January 1, 2025



Anchor Health Management, Inc.

Specialty Mental Health Services Measurement	FY 22/23 Outcome (# of Individuals)	FY 23/24 Outcome (# of Individuals)
Number of people that entered services this year	326	277
Number of people who transitioned to lower level of care or completed treatment this year	147	41
Number of people who transitioned to lower level or completed treatment last year and have remained out of services	155*	15
Number of people currently served who utilized crisis services this year	431 (38.3%)	205 (19%)
Number of people currently served who utilized crisis services last year, but not this year	93	140
Number of people currently served who have not needed to utilize crisis services this year	694 (61.7%)	897 (81%)

* Transition in level of care focus with CalAIM

Mendocino Coast Hospitality Center

- Services:
 - Behavioral Health Court
 - Full-Service Partnerships
 - Specialty Mental Health Adults (18+)
 - Wellness Center in Fort Bragg
- Total Clients Served in Fiscal Year 23/24:
 - Specialty Mental Health: 122
- FY 24/25 Proposed Total Contract Amount: \$614,000
 - Specialty Mental Health: \$323,000
 - FSP Billing Match/FFP: \$135,000
 - Mental Health Services Act: \$156,000
- Projected to Serve Fiscal Year 24/25:
 - Specialty Mental Health Adults: 125 – 200
- Projected Cost per Beneficiary
 - Specialty Mental Health - \$2,290
- Electronic Health Record:
 - Moving to Avatar by January 1, 2025



Mendocino Coast Hospitality Center

Specialty Mental Health Services Measurement	FY 22/23 Outcome (# of Individuals)	FY 23/24 Outcome (# of Individuals)
Number of people that entered services this year	50	41
Number of people who transitioned to lower level of care or completed treatment this year	54	0
Number of people who transitioned to lower level or completed treatment last year and have remained out of services	37	3
Number of people currently served who utilized crisis services this year	29 (21.3%)	21 (17%)
Number of people currently served who utilized crisis services last year, but not this year	15	3
Number of people currently served who have not needed to utilize crisis services this year	107 (78.7%)	101 (83%)
Number of people that needed to be conserved	1	0
Number of people who got off conservatorship and have stayed off	1	0
Number of people housed during fiscal year	34	26
Number of people housed this during fiscal that remained housed	32 (94%)	26

Mendocino County Youth Project

- Services:
 - Full-Service Partnerships
 - PEI Breaking the Silence
 - Specialty Mental Health Children (0-18) and Transitional Age Youth (19-24)
- Total Clients Served in Fiscal Year 23/24 to Date:
 - Specialty Mental Health Children: 172
 - Specialty Mental Health Transitional Age Youth: 25
- FY 24/25 Proposed Total Contract Amount : \$700,000
 - Specialty Mental Health: \$660,000
 - Mental Health Services Act: \$68,000
- Projected to Serve Fiscal Year 24/25:
 - Specialty Mental Health Youth: 150 – 250
 - Specialty Mental Health Transitional Age Youth: 25 - 100
- Projected Cost per Beneficiary
 - Specialty Mental Health - \$2,200
- Electronic Health Record:
 - Moving to Avatar by January 1, 2025



Mendocino County Youth Project

Specialty Mental Health Services Measurement	FY 22/23 Outcome (# of Individuals)	FY 23/24 Outcome (# of Individuals)
Number of people that entered services this year	75	84
Number of people who transitioned to lower level of care or completed treatment this year	93	0
Number of people who transitioned to lower level or completed treatment last year and have remained out of services	115	0
Number of people currently served who utilized crisis services this year	21 (13%)	5 (3%)
Number of people currently served who utilized crisis services last year, but not this year	7	7
Number of people currently served who have not needed to utilize crisis services this year	141 (87%)	192 (97%)
Number of people that needed to be conserved	0	0
Number of people who got off conservatorship and have stayed off	0	0
Number of people housed during fiscal year	0	0
Number of people housed this during fiscal year that remained housed	0	0

Redwood Community Services

Services:

Adult Residential

Behavioral Health Court

Specialty Mental Health Children, Youth, and Adults

Full-Service Partnerships

Interpersonal Skills Training Center

Transitional Age Youth Supportive Housing

Therapeutic Behavioral Services

Youth Resource Center

Youth Short-Term Residential Therapeutic Program

- Total Number of Clients in Fiscal Year 23/24 Served to Date:
 - Specialty Mental Health Children: 545
 - Specialty Mental Health Transitional Age Youth: 258
 - Specialty Mental Health Adults: 1484
 - Mental Health Crisis Services: 1285
- FY 24/25 Proposed Total Contract Amount: \$12,683,516
 - Specialty Mental Health: \$11,882,516
 - Mental Health Services Act: \$801,000
- Projected Number of Clients to Serve Fiscal Year 24/25:
 - Specialty Mental Health Youth: 550 – 700
 - Specialty Mental Health Transitional Age Youth: 300 – 400
 - Specialty Mental Health Adults: 1450 – 1600
- Projected Cost per Beneficiary:
 - Specialty Mental Health - \$4,400
- Electronic Health Record:
 - RCS is requesting to work toward full EHR interoperability, as a multi-county, multi-service line operator. RCS will utilize an Netsmart portal opening clients and billing services through the Netsmart system while utilizing HEI technology, similar to Data Exchange Framework (DxF), to push 1:1 data from the RCS Qualifacts chart to the County Netsmart chart. This will be interim to working toward full interoperability which RCS vendor Qualifacts has achieved in another county with Netsmart.



Redwood Community Services

Specialty Mental Health Services Measurement	FY 22/23 Outcome (# of Individuals)	FY 23/24 Outcome (# of Individuals)
Number of people that entered services this year	343	391
Number of people who transitioned to lower level of care or completed treatment this year	285	22
Number of people who transitioned to lower level or completed treatment last year and have remained out of services	317	50
Number of people currently served who utilized crisis services this year	215 (23%)	62
Number of people currently served who utilized crisis services last year, but not this year	51	51
Number of people currently served who have not needed to utilize crisis services this year	711 (77%)	940 (94%)
Number of people that needed to be conserved	22	8
Number of people who got off conservatorship and have stayed off	9	6
Number of people housed during fiscal year	12	20
Number of people housed this during fiscal year that remained housed	9	4

Tapestry Family Services

Services

Behavioral Health Court	Culturally Specific Outreach and Services to Latino and Native American Communities
Full-Service Partnerships	Specialty Mental Health Children, Youth, and Adults
Therapeutic Behavioral Services	Youth Short-Term Residential Therapeutic Program

- Total Number of Clients in Fiscal Year 23/24 Served to Date:
 - Specialty Mental Health Children: 361
 - Specialty Mental Health Transitional Age Youth: 75
 - Specialty Mental Health Adults: 488
 - Total Estimated Cost Per Beneficiary: \$7,114
- FY 24/25 Proposed Total Contract Amount: \$6,575,000
 - Specialty Mental Health: \$4,000,000
 - FSP Billing Match/FFP: \$2,500,000
 - Mental Health Services Act: \$75,000
- Projected Number of Clients to Serve Fiscal Year 24/25:
 - Specialty Mental Health Youth: 400 - 550
 - Specialty Mental Health Transitional Age Youth: 75 - 175
 - Specialty Mental Health Adults: 500 - 650
- Projected Cost per Beneficiary
 - Specialty Mental Health - \$4,727
 - Statewide average cost per beneficiary: \$7,442
- Electronic Health Record:
 - Moving to Avatar by January 1, 2025

Tapestry Family Services

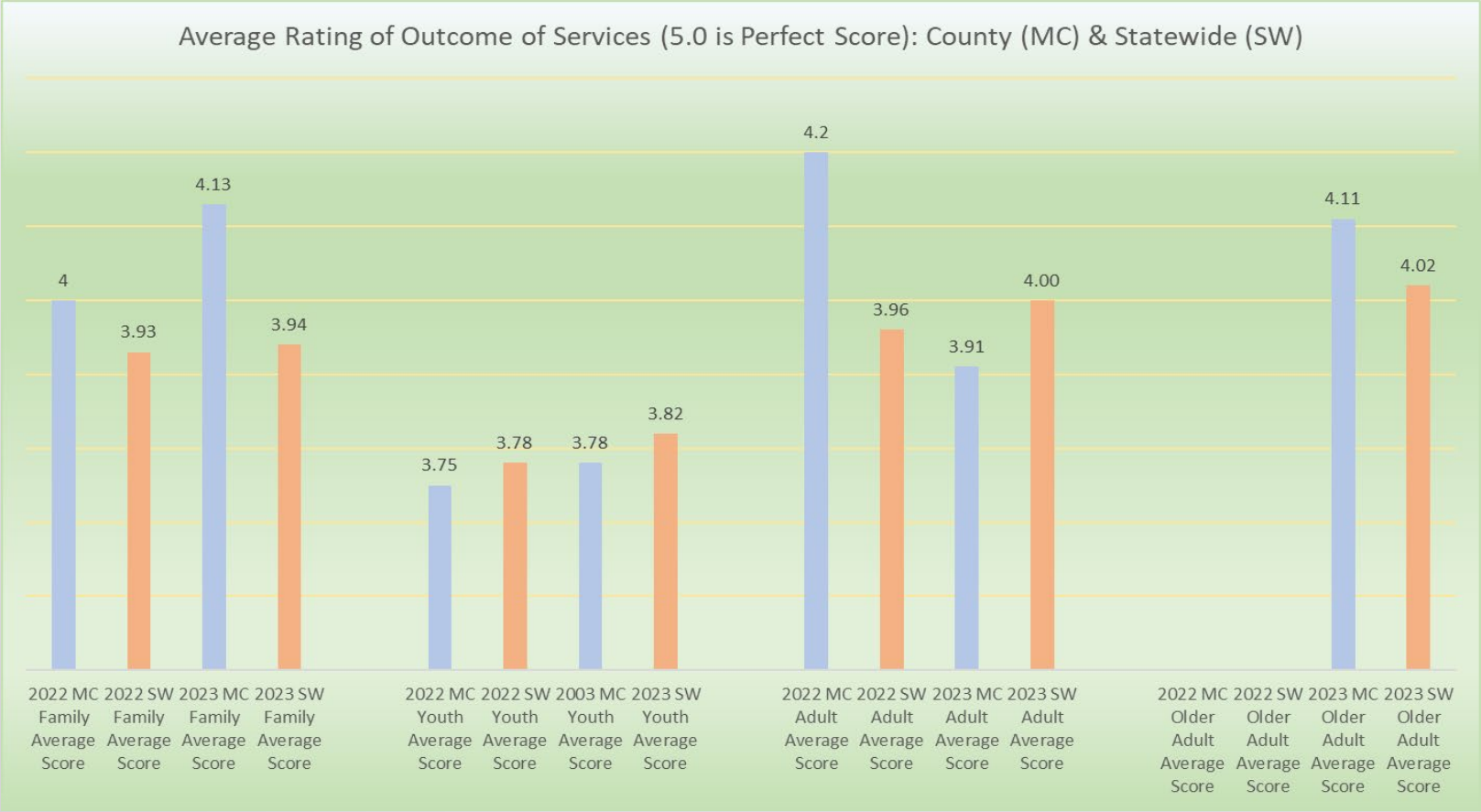
Specialty Mental Health Services Measurement	FY 22/23 Outcome (# of Individuals)	FY 23/24 Outcome (# of Individuals)
Number of people that entered services this year	431	357
Number of people who transitioned to lower level of care or completed treatment this year	194	36
Number of people who transitioned to lower level or completed treatment last year and have remained out of services	101	32
Number of people currently served who utilized crisis services this year	123 (19.6%)	46 (5%)
Number of people currently served who utilized crisis services last year, but not this year	31	51
Number of people currently served who have not needed to utilize crisis services this year	504 (80.4%)	878 (95%)
Number of people that needed to be conserved	6	1
Number of people who got off conservatorship and have stayed off	0	0
Number of people housed during fiscal year	0	0
Number of people housed this during fiscal year that remained housed	0	0

Additional Providers

- Dual Diagnosis Provider
- Psychiatry
- Culturally Focused Provider

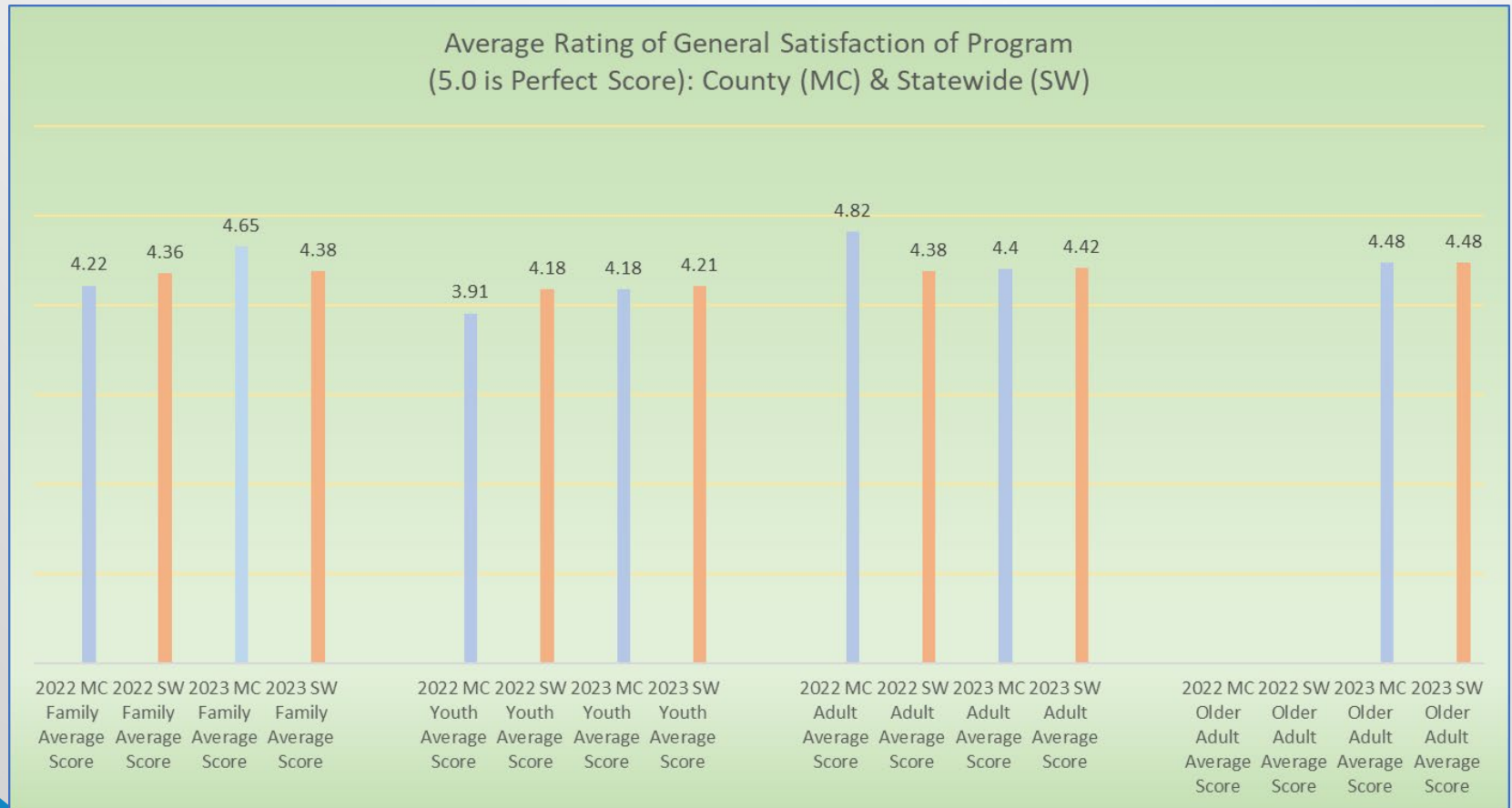
CONSUMER MENTAL HEALTH PLAN PERCEPTION SURVEY

- Survey designed by the California Department of Health Care Services.
- There were four versions of the survey: Family, Youth, Adult, and Older Adult.
- May 2023 – 174 Surveys Completed
- May 2024 – 224 Surveys Completed



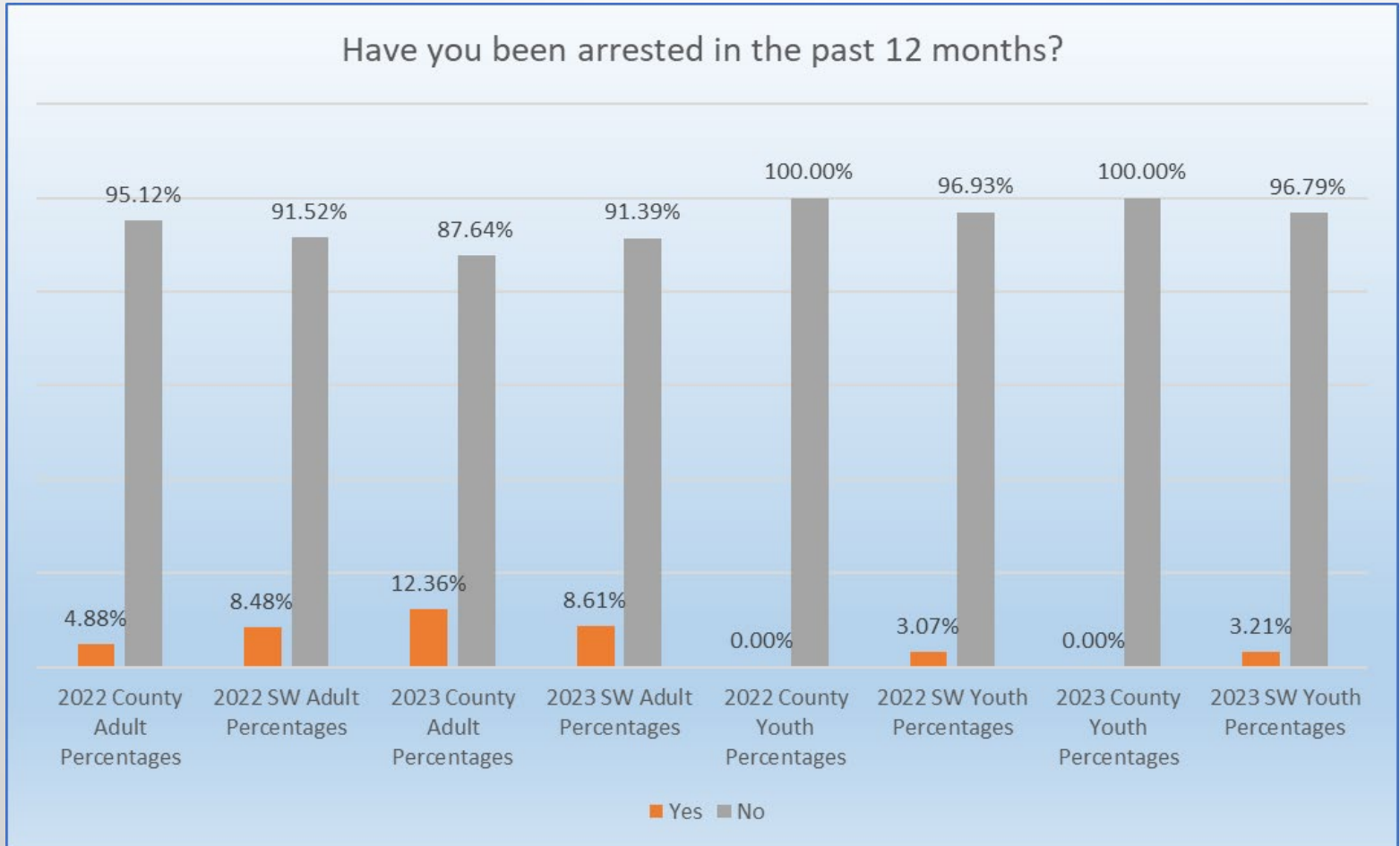
CONSUMER MENTAL HEALTH PLAN PERCEPTION SURVEY

- Survey designed by the California Department of Health Care Services.
- There were four versions of the survey: Family, Youth, Adult, and Older Adult.
- May 2023 – 174 Surveys Completed
- May 2024 – 224 Surveys Completed



CONSUMER MENTAL HEALTH PLAN PERCEPTION SURVEY

- Survey designed by the California Department of Health Care Services.
- There were four versions of the survey: Family, Youth, Adult, and Older Adult.
- May 2023 – 174 Surveys Completed
- May 2024 – 224 Surveys Completed



CONSUMER MENTAL HEALTH PLAN PERCEPTION SURVEY

- Survey designed by the California Department of Health Care Services.
- There were four versions of the survey: Family, Youth, Adult, and Older Adult.
- May 2023 – 174 Surveys Completed
- May 2024 – 224 Surveys Completed

Since You Began Receiving Mental Health Services, Have Your Encounters with Police Changed?

