

# Mendocino County Broadband Network

Executive Office



Information Technology  
Division

# Presentation Overview

- **SB 156 - Middle Mile Segments - Timeline**
- **SB 156 - Local Last Mile - Federal Funding Account (FFA)**
- **Local Agency Technical Assistance Grant (HLD and LLD)**
- **Total Network and Project Cost Estimates**
- **Priority Area Ranking Methodology (Short and Long-Term Strategy)**
- **Golden State Connect Authority- Timeline**
- **Upcoming grant opportunities (BEAD)**
- **Next Steps**

# SB 156: Middle Mile

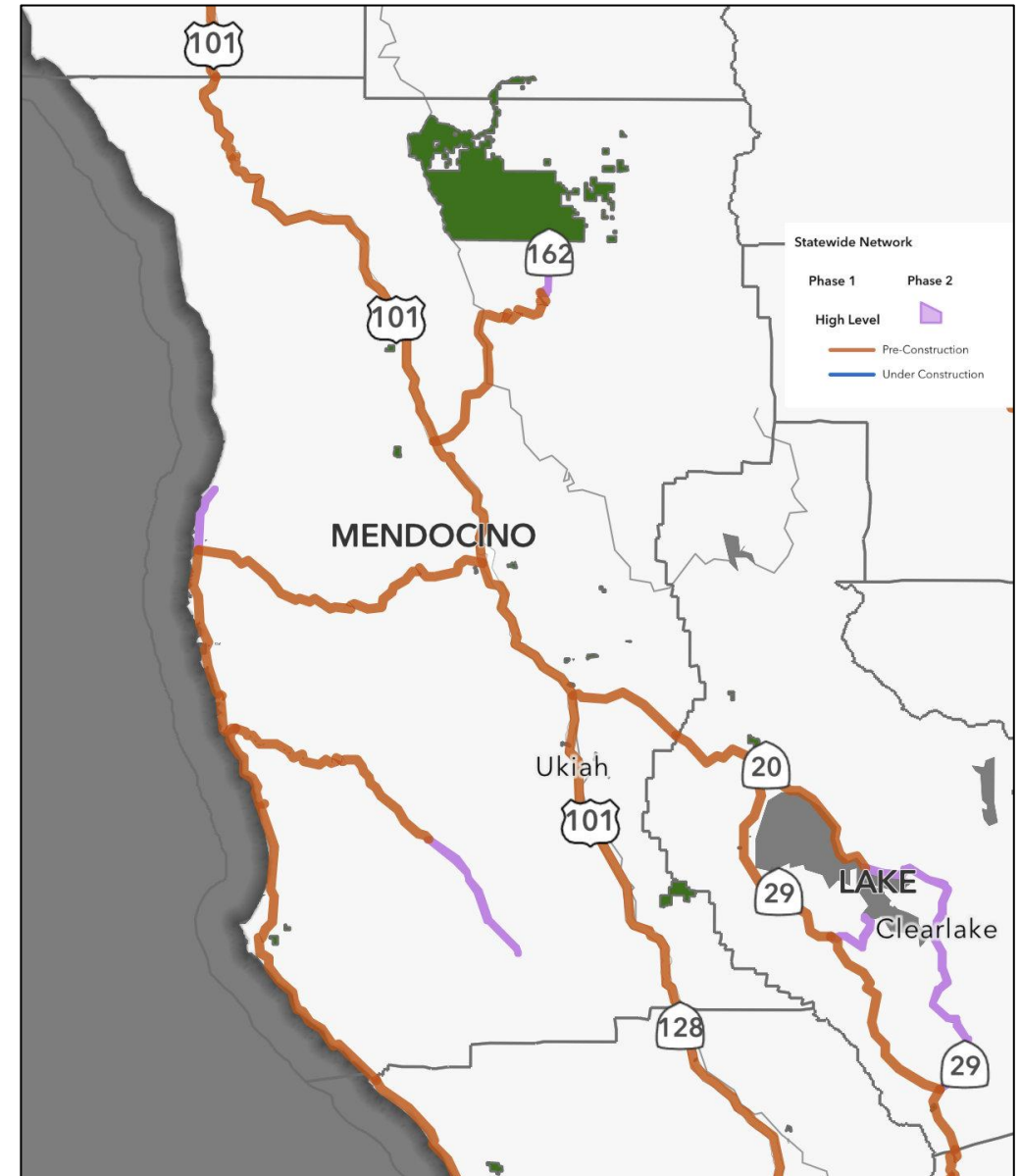


## SB 156 State Middle Mile

HWY 1, 101, 20, 128, & 162

**Phase 1** (255 mi) expected completion 2026

**Phase 2** (20 mi) to include FB to Cleone and Philo to Boonville



# SB 156: Last Mile



Last Mile  
Federal Funding Account (FFA)

Broadband Equity Access and  
Deployment (BEAD)

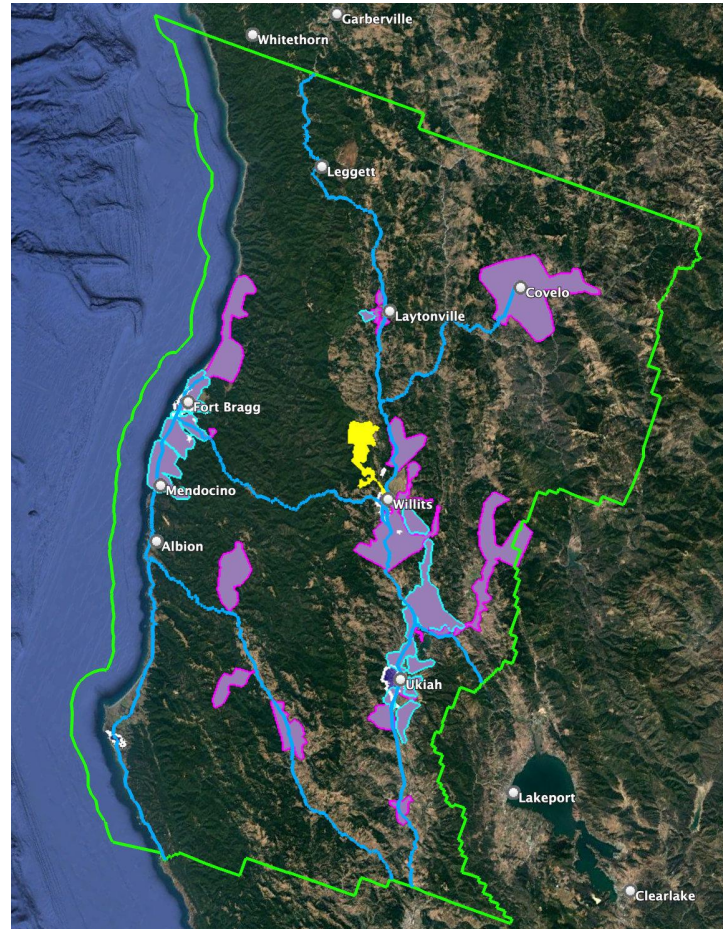
- \$57 million allocated to eligible entities for fiber projects within Mendocino County, under SB 156
- MOU w/ Golden State Connect Authority (GSCA) for Local Agency Technical Assistance Grant (LATA)
- Open-access, municipally-owned underground fiber-optic network
- FFA Application by September 29<sup>th</sup>
- FFA Projects must be completed by 2026



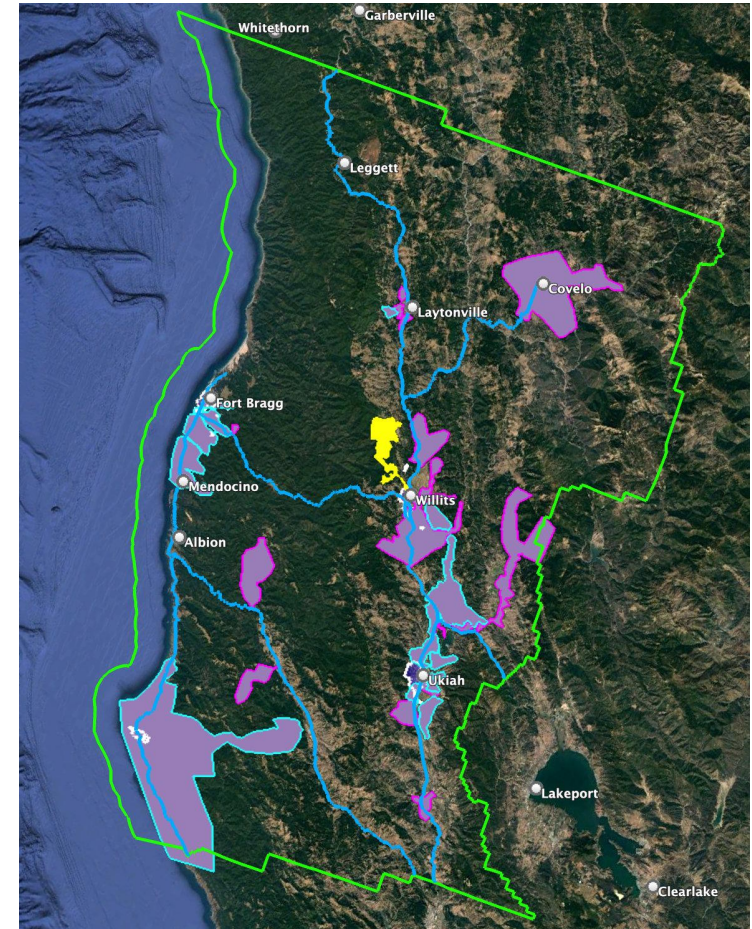
# Local Agency Technical Assistance Grant

## High Level Design HLD GSCA

GSCA HLD 1.0



GSCA HLD 2.0



# Mendocino County Proposed Project Areas

FFA Portal Est.

Project Consideration [1-10]	Locations	Eligible Locations	Project Cost	Average cost per location
<b><u>Greater Point Arena</u></b>	<b>2169</b>	<b>2169</b>	<b>\$8,006,208.00</b>	<b>\$3,691.20</b>
Greater Mendocino	3399	664	\$3,274,235.00	\$4,931.08
Greater Covelo	1118	1118	\$6,008,221.00	\$5,374.08
Greater Redwood Valley	2504	939	\$5,285,312.00	\$5,628.66
Greater Potter Valley	674	674	\$4,418,935.00	\$6,556.28
Greater Talmage	1035	228	\$1,605,956.00	\$7,043.67
Greater Albion	1697	1120	\$8,955,494.00	\$7,995.98
Greater Laytonville*	1375	1375	\$11,282,471.00	\$8,205.43
Greater Boonville**	838	838	\$6,968,140.00	\$8,315.20
<b><u>Greater Brooktrails</u></b>	<b>1958</b>	<b>677</b>	<b>\$5,901,716.00</b>	<b>\$8,717.45</b>
Totals	16767	9802	<b>\$61,706,688.00</b>	

# Mendocino County Proposed Project Areas

FFA Portal Est.

Project Considerations [11-20]	Locations	Eligible Locations	Project Cost	Average cost per location
The City of Ukiah	5488	461	\$903,537.00	\$1,959.95
The City of Fort Bragg	3754	337	\$721,135.00	\$2,139.87
Fearless Mountain	464	357	\$2,866,659.00	\$8,029.86
Seabiscuit	586	373	\$3,504,861.00	\$9,396.41
Greater Hopland	829	829	\$8,060,806.00	\$9,723.53
Greater Navarro/Rancho	404	404	\$4,039,788.00	\$9,999.48
Greater Comptche	207	207	\$2,162,847.00	\$10,448.54
Greater Piercy	135	135	\$1,468,813.00	\$10,880.10
Greater Leggett	176	176	\$2,316,641.00	\$13,162.73
Greater Westport	791	358	\$6,229,509.00	\$17,400.86
Totals	12834	3637	<b>\$32,274,596.00</b>	



# Mendocino County Conceptual Design



**TILSON**

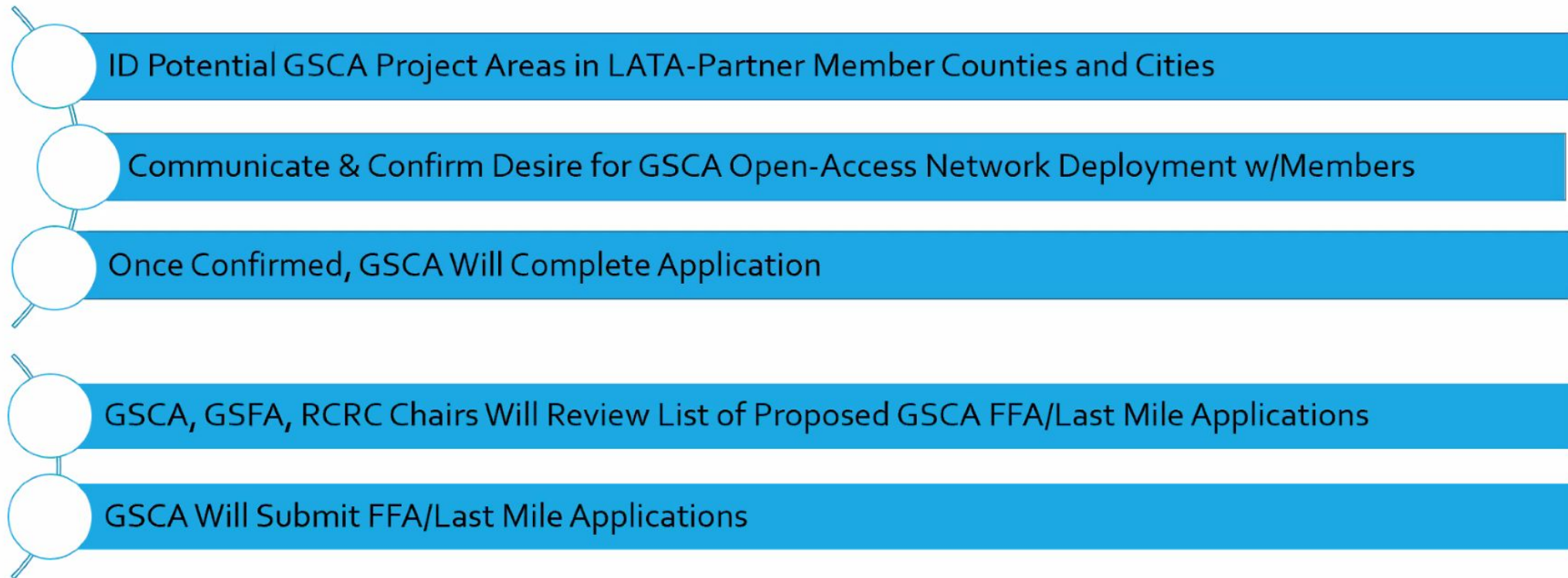
## Mendocino, CA Conceptual Design

<b>Infrastructure Capital</b>	<b>Total Underground Cost (\$)</b>	<b>Underground Cost/Mile</b>	<b>Underground Cost/Passing</b>	<b>Total Cost (\$)</b>
Outside Plant	\$729,857,805	\$205,517	\$23,024	\$729,857,805
Hub, Transport and Access Hardware				\$5,526,512
Hut and Cabinet				\$1,287,000
Vehicles, Tools, & Other				\$0
<b>Infrastructure Total</b>	<b>\$729,857,805</b>	<b>\$205,517</b>	<b>\$23,024</b>	<b>\$736,671,317</b>
<b>Total Project Cost (including installation at stated take rate)</b>				<b>\$772,588,373</b>
<b>Average Outside Plant Cost Per Mile</b>				\$207,435
<b>Average Outside Plant Cost Per Service Address</b>				\$23,239
<b>Average Premise Installation Cost</b>				\$1,416
<b>Projected Cost Per Subscriber (Including Installation)</b>				\$30,465



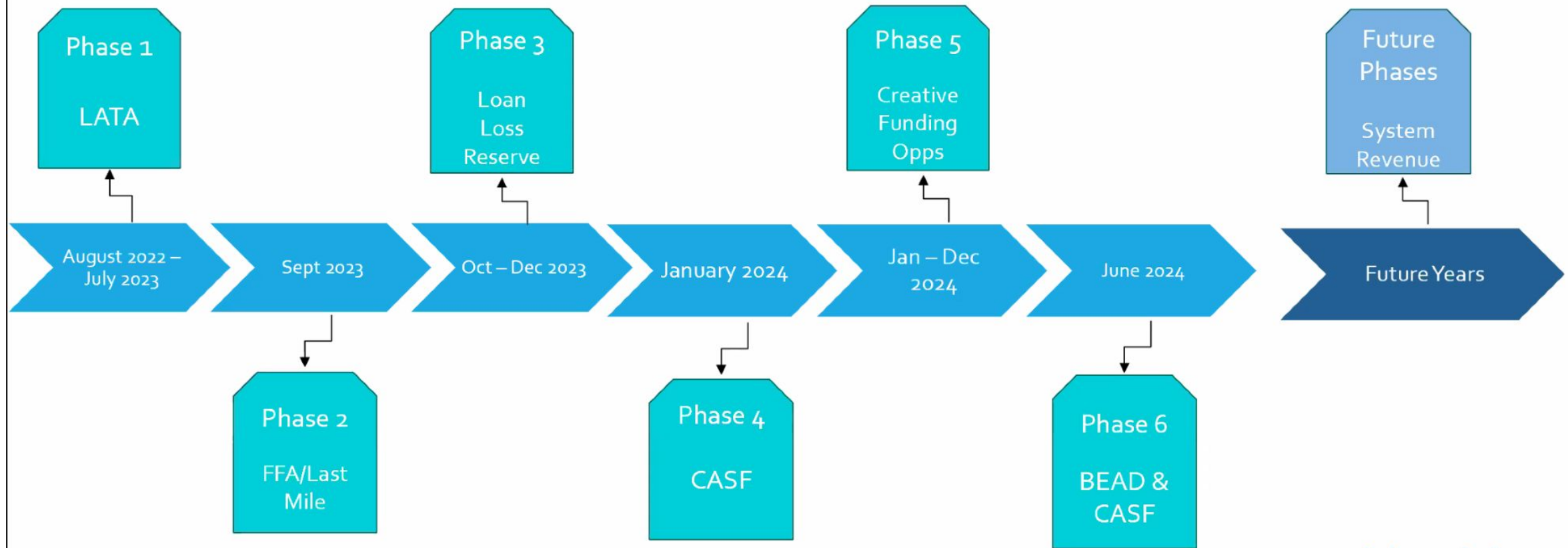
# Golden State Connect Authority

## FFA/LAST MILE ANALYSIS & APPLICATION SUBMITTAL PROCESS August & September



# Golden State Connect Authority

## GSCA NETWORK BUILD 2023-2024 Phases of Funding & Development



# Upcoming Grant Opportunities

## **BEAD Grant Broadband Equity Access and Deployment June 2024**

- California to receive \$1.86 billion in federal funding
- Focus on broadband access for unserved and underserved households in Mendocino County
- CPUC proceeding on Digital Equity Plan goes to NTIA



# Links to Supporting Documentation

1. [Statewide Middle-Mile Network Map](#)
2. [Golden State Connect Authority High Level Design](#)
3. [Mendocino County FFA Projects Estimates for Comparison](#)
4. [Draft Federal Funding Account Project Slideshow](#)
5. [BEAD Rulemaking \(R.23-02-016\)](#)
  - a. [NTIA BEAD Program Overview](#)
  - b. [BEAD 5-Year Action Plan](#)
  - c. [BEAD and Digital Equity Slides](#) (May 2022)
  - d. [California Digital Equity Plan](#)

# Questions or Comments

Executive Office



Information Technology  
Division