

FY 2024/25

April 23rd Budget Workshop



Chief Executive Officer Darcie Antle



County Mission

County's mission is to...

Deliver services that meet: public safety, health, social, cultural, education, transportation, economic, and environmental needs of our communities.



Strategic Priorities





FY 2024-25 Recommended Budget Goals



REVENUE
COLLECTION



EXPENSE
MANAGEMENT



LEADERSHIP
DEVELOPMENT



FOCUS
ON MANDATED
SERVICES



REDUCE
RELIANCE ON
ONE-TIME FUNDS



REDUCE RELIANCE
ON CARRY
FORWARDS



BALANCED
BUDGET



General Fund NCC

- **\$15m:** FY 2024/25 Budget Deficit as of 4/23/24
 - Based on current expense projections
 - Does not include CIP (Capital Improvement Plan)
 - May increase based on Social Services submitted budget
 - Assuming no additional General Fund appropriations
- **\$79m:** Non-Departmental (ND) revenue
 - \$2.8m lower than 23/24
 - \$2.2m between Federal, Sales Tax, and TOT
 - \$650k from higher obligations
- **\$94m:** General Fund Ask



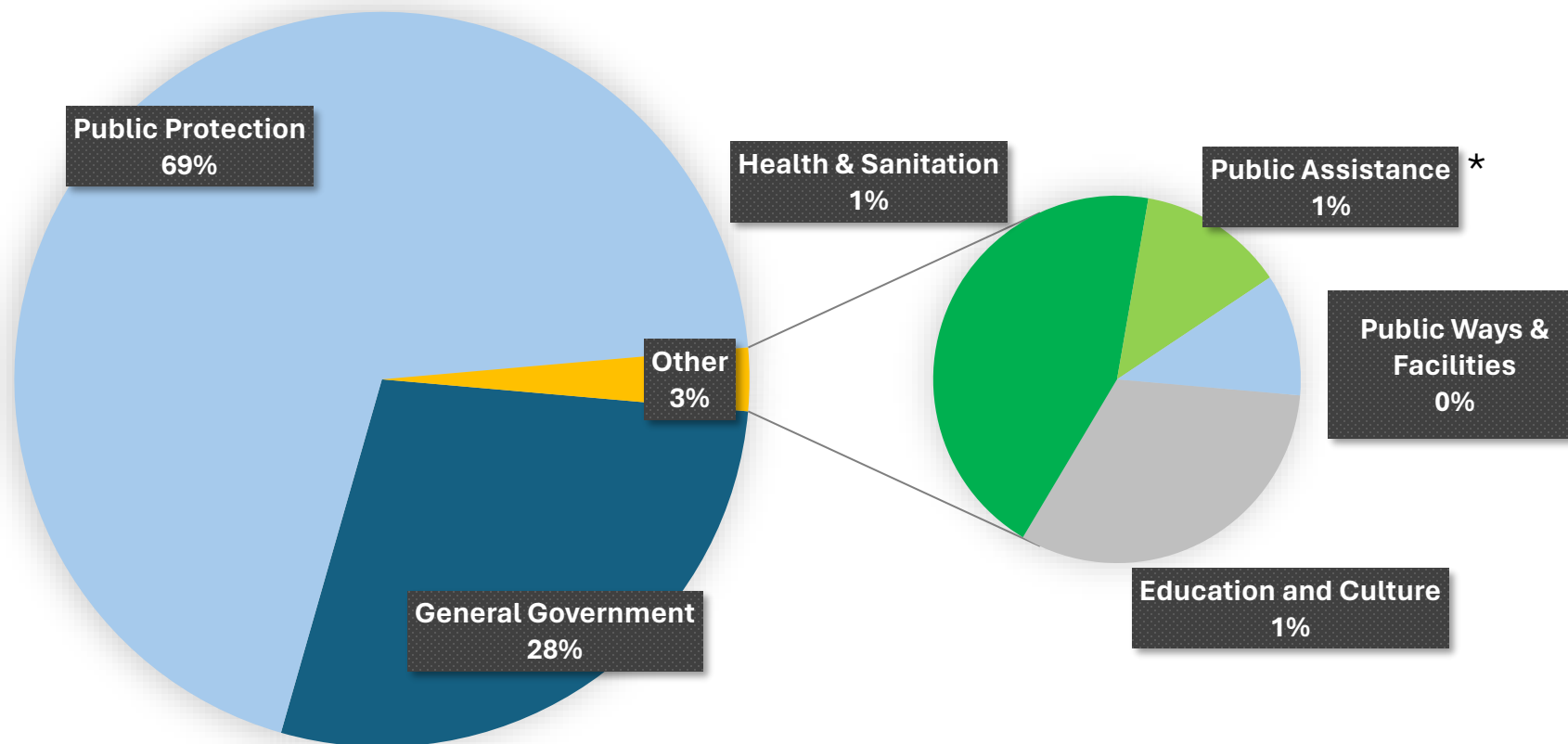
FY 2024-25 Budget Recommendations

Initial deficit offset recommendation: **\$2.5 - 4.15M**

- **Up to \$3.2M** – County Retirement reserve to offset changes in actuarial assumptions
- **\$650K** – Information Technology Service Fund Holiday – ITSF (carried forward from 23/24)
- **\$300K** – CalFire Dispatch budget adjustment based on forecasting
- Research and maximize EMS funding



General Fund NCC – Functional Areas



*Does not include full Social Services submitted budget



Functional Areas Defined

General Government

- Assessor Clerk Recorder
- Auditor
- Board of Supervisors
- County Counsel
- Executive Office
- Human Resources
- Tax Collector

Public Protection

- Agriculture
- Animal Care and Control
- Cannabis
- Child Support
- District Attorney
- Planning and Building
- Probation
- Public/Alternate Defender
- Sheriff - Coroner

Public Way & Facilities

- Department of Transportation

Health & Sanitation

- Behavioral Health
- Public Health
- Solid Waste (DOT)

Public Assistance

- Social Services

Education

- Farm Advisor
- Library

Recreation & Culture

- Museum



General Fund NCC – Functional Areas

Functional Area	24-25 Total Dept Submitted	% of Total
General Government	\$ 26,349,936	28.04%
Public Protection	\$ 65,008,369	69.18%
Public Ways & Facilities	\$ 279,955	0.30%
Health & Sanitation	\$ 1,151,566	1.23%
Public Assistance*	\$ 336,282	0.36%
Education and Culture	\$ 838,127	0.89%
	\$ 93,964,235	100%

*Does not include full Social Services submitted budget



Social Services Budget Highlights

General Assistance Budget Unit 5190

- Support & Care/SSI from 60 to 76 cases year over year

Foster Care/Adoptions Assistance Budget Unit 5130

- Foster Care: Caseloads down 7.8%, Costs up 10.7%
- Adoptions: Caseloads down 11.6%, Costs up 19%
- CalWORKs: Caseloads down 4.7%, Costs up 21.3%

In Home Support Services & Public Assistance Budget Unit 5170

- MOU \$6,302,698 up 4% to \$6,554,806

Social Services Administration Budget Unit 5010

- Salaries and Benefits costs
 - FY 23/24 \$42,436,460
 - FY 24/25 \$41,599,697
- Overhead costs
 - FY 23/24 \$10,224,910
 - FY 24/25 \$11,345,582
- Contracts costs
 - FY 23/24 \$11,416,892
 - FY 24/25 \$10,315,264



Social Services People Served

- Received 2,541 Reports of Child Abuse with 792 investigations and maintained an average monthly caseload of 337 Foster Youth and 350 Adoption Assistance cases.
- Received 1,421 Adult Protective Services Referrals with 911 investigations. Completed 1,880 IHSS Reassessments, processed 935 General Assistance applications, aided over 1,500 Veterans, and closed 85 Public Administrator/Public Guardian cases and supported 12 conservatees.
- Processed 13,486 applications for CalWORKs/CalFresh and Medi-Cal and 15,493 renewals, serving more than 40,000 Mendocino County residents with basic needs including housing, food, and medical care.
- Served 321 households through Bringing Families Home and Front Door for Families housing programs.



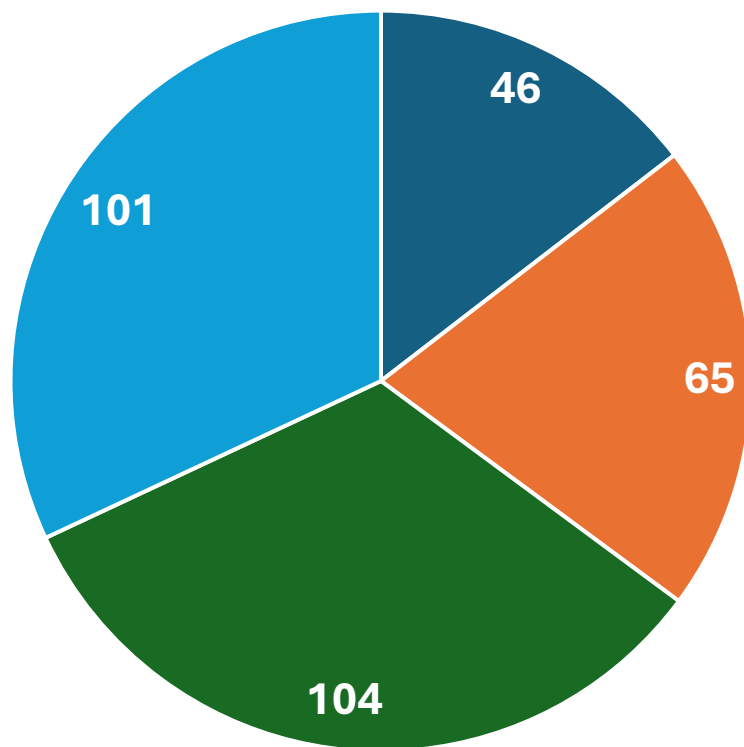
Social Services Financial Supports

Financial Supports to County Residents Through State and Federal Funding

- \$3.15 million awarded to Veterans and their dependents
- \$42.5 million in supplemental food assistance issued to CalFresh households
- \$9.35 million in cash grants issued to CalWORKs families to meet basic needs
- \$20.9 million in Adoptions Assistance and Foster Care payment issued to support children
- \$2 million for Homeless and housing assistance



Social Services Staffing



- Administration
- Adult and Aging Services
- Employment and Family Services
- Family And Children Services

**as of 2/29/24



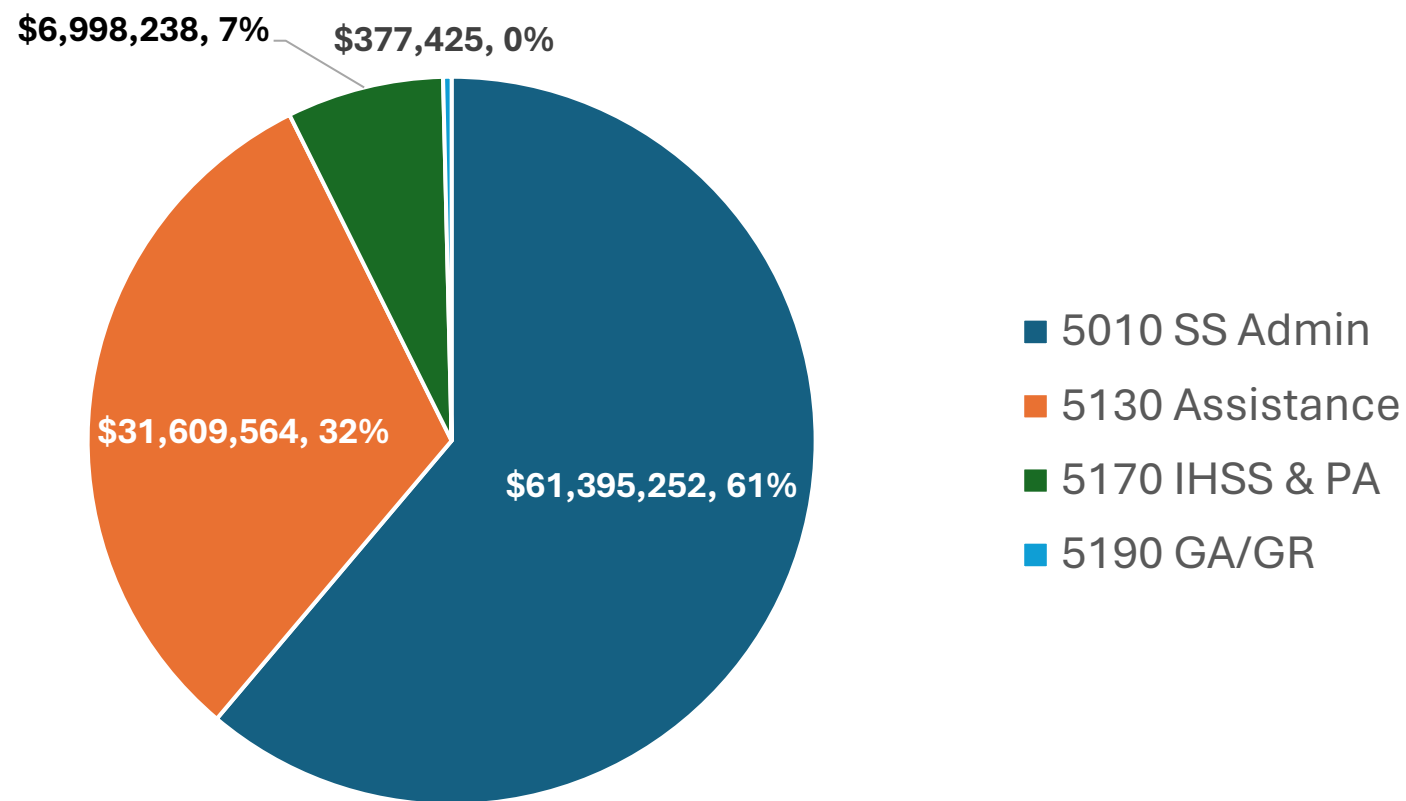
Social Services Budget Units

Each Budget Unit (BU) requires expenditure authority:

- 1) **Social Services Administration Budget Unit 5010**
 - This is all Staff, Overhead, and Contracts.
- 2) **Social Services Assistance Budget Unit 5130**
 - This is Foster Care and Adoptions, and CalWORKs Assistance payments.
- 3) **IHSS and Public Authority Budget Unit 5170**
 - This is IHSS Provider wages & supports.
- 4) **General Assistance/General Relief Budget Unit 5190**
 - This is Welfare and Institutions Code 17000. i.e. Cash, housing, clothing, necessities, and health and decency, assistance.
- 5) **Homeless Services Budget Unit 0446**
 - This Budget Unit tracks grants related to homeless and housing assistance.

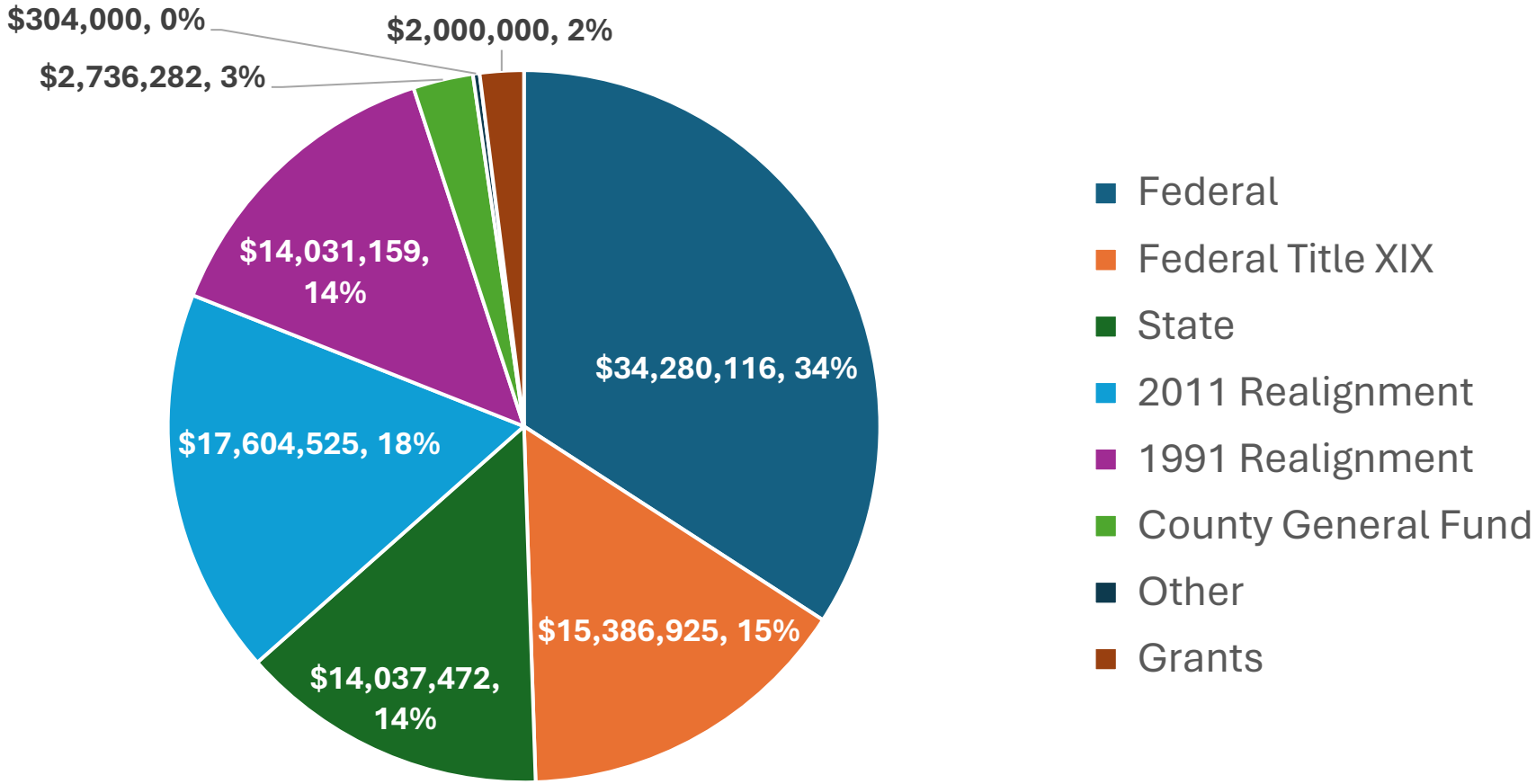


Social Services Budget Unit Expenditures





Social Services Funding Ratio





State Budget Update

April announcement reduces \$17B from state budget as part of Early Action Budget Package

Reductions - \$3.6 billion



- ☐ CalWORKs - \$336.6m
- ☐ Watershed Climate Resiliency - \$206.5m
- ☐ Broadband – Loan Loss Reserve - \$150m
- ☐ Climate Innovation Program - \$100m
- ☐ Foreclosure Intervention Housing Preservation Program - \$85m

Delays - \$3.1 billion



- ☐ Behavioral Health Bridge Housing - \$235m
- ☐ CA Jobs First - \$183.3m
- ☐ Broadband Last Mile - \$100m
- ☐ Clean Energy Reliable Investment Plan - \$100m
- ☐ Health and Human Services Innovator - \$74m

Revenues - \$5.2 billion



- ☐ AIDS Drug Assistance Program Rebate Fund Loan - \$500m

Fund Shifts - \$3.2 billion



- ☐ Greenhouse Gas Reduction Fund - \$1.8b

Deferrals - \$2.1 billion



- ☐ Statewide Payroll Deferral - \$1.6b
- ☐ UC and CSU Deferrals - \$499.1m



FY 2024-25 Budget Recommendations

Initial deficit offset recommendation: **\$2.5 - 4.15M**

- **Up to \$3.2M** – County Retirement reserve to offset changes in actuarial assumptions
- **\$650K** - ITSF Holiday (carried forward from 23/24)
- **\$300K** – CalFire Dispatch budget adjustment based on forecasting
- Research and maximize EMS funding



Budget Workshop Schedule

April 23: Fee Hearing and Budget Workshop

May 7: 3rd Quarter and Budget Workshop

- FY 2023/24 Year-to-date
- Usage of one-time funds for FY 2023/24
- County Museum operating model
- Property Tax reports
 - Total valuation
 - Discovery process

June 4-5: Final Budget Public Hearing

FY 2024/25 April 23rd Budget Workshop

