

Place

Redwood Valley CDP, California

Redwood Valley CDP, California is a city, town, place equivalent, and township located in [California](#).

// [United States](#) / [California](#) / Redwood Valley CDP, California

[Display Sources](#)

Populations and People

Total Population
1,843
[P1](#) | 2020 Decennial Census

Education

Bachelor's Degree or Higher
14.2%
[S1501](#) | 2022 American Community Survey 5-Year Estimates

Housing

Total Housing Units
697
[H1](#) | 2020 Decennial Census

Families and Living Arrangements

Total Households
604
[DP02](#) | 2022 American Community Survey 5-Year Estimates

Income and Poverty

Median Household Income
\$53,600
[S1901](#) | 2022 American Community Survey 5-Year Estimates

Employment

Employment Rate
58.4%
[DP03](#) | 2022 American Community Survey 5-Year Estimates

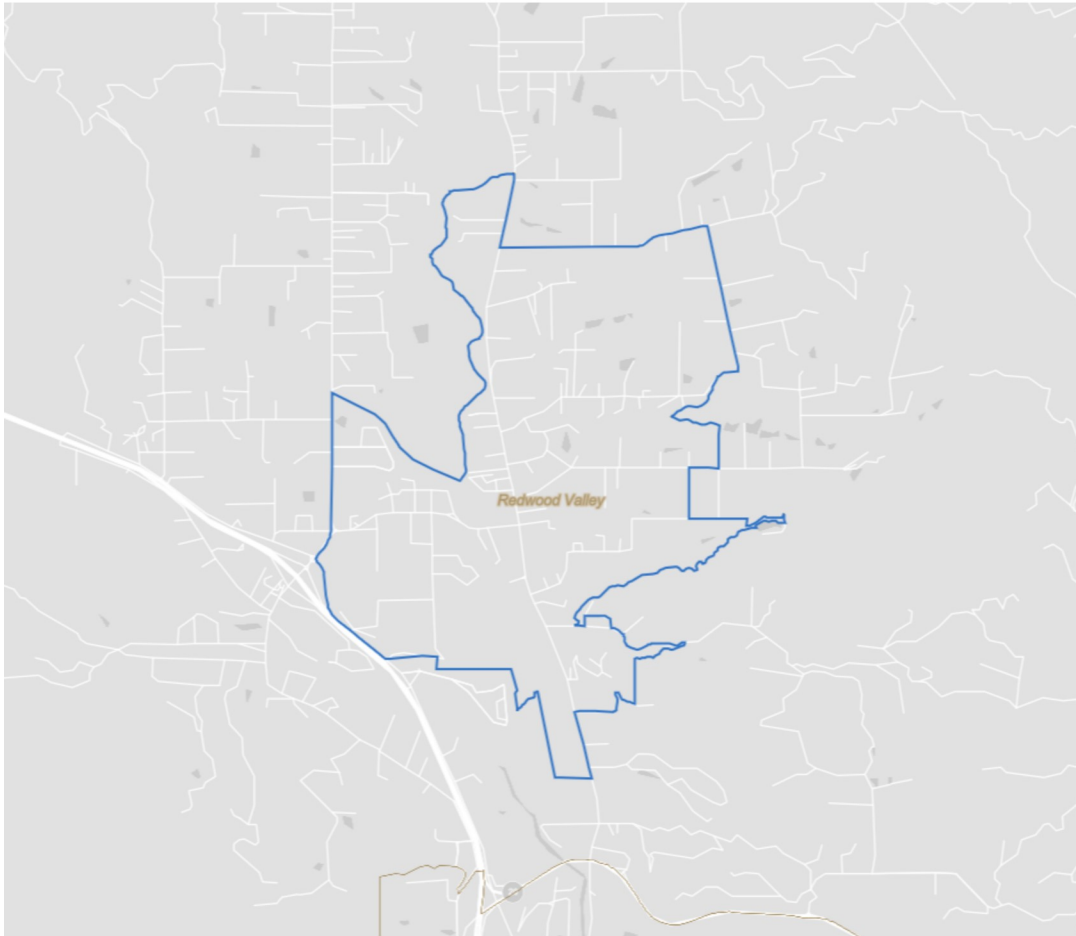
Health

Without Health Care Coverage
1.2%
[S2701](#) | 2022 American Community Survey 5-Year Estimates

Race and Ethnicity

Hispanic or Latino (of any race)
488
[P9](#) | 2020 Decennial Census

Redwood Valley CDP, California Reference Map



Source: U.S. Census Bureau

Income and Poverty

Income and Earnings

\$53,600 ± \$49,891

Median Household Income in Redwood Valley CDP, California

\$95,521 ± \$611

Median Household Income in California

[S1901](#) | 2022 American Community Survey 5-Year Estimates

Median Income by Types of Families


in Redwood Valley CDP, California

[Share / Embed](#)

Families - \$88,828

Married-couple families - \$135,813

Nonfamily households - \$19,964



Display Margin of Error

[S1901](#) | 2022 American Community Survey 5-Year Estimates

Poverty

7.3% ± 7.7%

Poverty, All people in Redwood Valley CDP, California

12.0% ± 0.2%

Poverty, All people in California

[S1701](#) | 2022 American Community Survey 5-Year Estimates

Poverty by Age


in Redwood Valley CDP, California

[Share / Embed](#)

Under 18 years - 0.0%

18 to 64 years - 8.1%

65 years and over - 12.8%



Display Margin of Error

[S1701](#) | 2022 American Community Survey 5-Year Estimates

