



COUNTY OF MENDOCINO

DEPARTMENT OF PLANNING AND BUILDING SERVICES

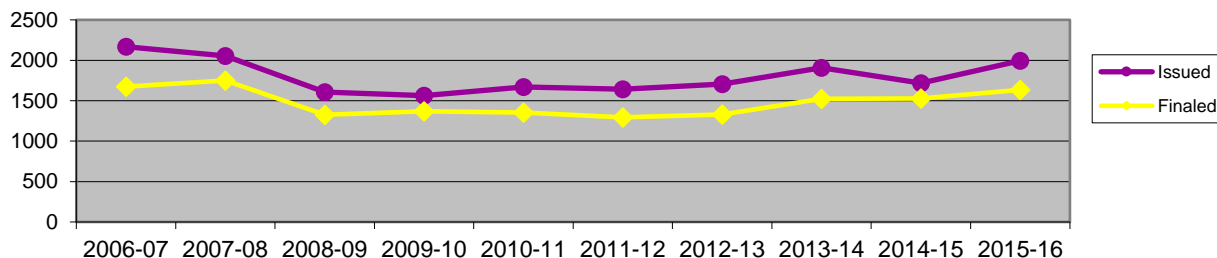
860 NORTH BUSH STREET · UKIAH · CALIFORNIA · 95482
120 WEST FIR STREET · FORT BRAGG · CALIFORNIA · 95437

STEVE DUNNICLIFF, DIRECTOR
Telephone 707-463-4281
FAX 707-463-5709
FB PHONE: 707-964-5379
FB FAX: 707-961-2427
pbs@co.mendocino.ca.us
www.co.mendocino.ca.us/planning

PBS 2015-16 Development Activity Report Fiscal Year (revised July 2016)

BUILDING PROJECTS PERMITTED		TOTAL	SUBTOTALS	
<i>New Construction</i>		<i>Total</i>	<i>Inland Office</i>	<i>Coastal Office</i>
Single Family Dwelling		78	52	26
Multi Family Dwelling		1	-	1
Hotels, Motels, Etc.		-	-	-
Other Shelters		9	7	2
Amusement & Recreation Bldgs		-	-	-
Industrial Buildings		4	2	2
Private Carports & Patios		39	25	14
Hospital & Institutional Bldgs		-	-	-
Office, Bank, Professional Bldgs		1	-	1
Public Works & Utilities		1	1	-
Stores & Merc. Buildings		1	1	-
Other Non-residential Bldgs/Ag		67	40	27
Structures Other Than Bldgs		27	18	9
Additions & Alterations				
Dwellings, Resorts, Apts		746	273	473
Other Buildings		245	93	152
Demolition				
Residential Buildings		26	22	4
Other Buildings		21	16	5
Mobile Homes				
Dwellings		-	-	-
Other Buildings		-	-	-
Grading				
Grading		18	18	-
Utilities				
Utilities		638	316	322
TOTAL PERMITTED PROJECTS:		1,922	884	1,038
Report# mendopbs007				
*Each "building project" may contain multiple types of "permits"				

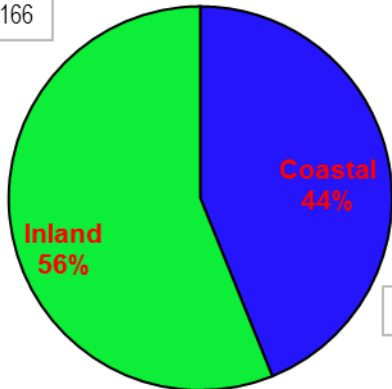
All Permitted Projects- 10 Year Trend



PBS 2015-16 Development Activity Report

Estimated Value of All Permitted Building Projects- Annum
\$32,338,291

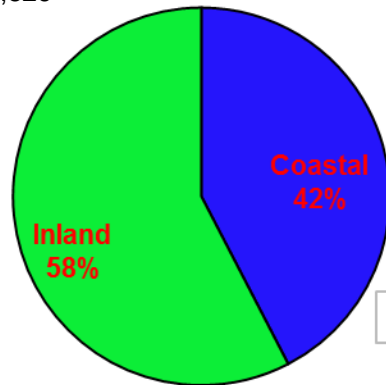
\$18,150,166



\$14,188,125

5 Year Valuation Average of All Permitted Building Projects (2011-2016)
\$35,770,406

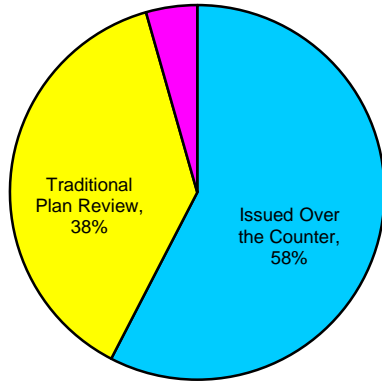
\$20,608,826



\$15,161,580

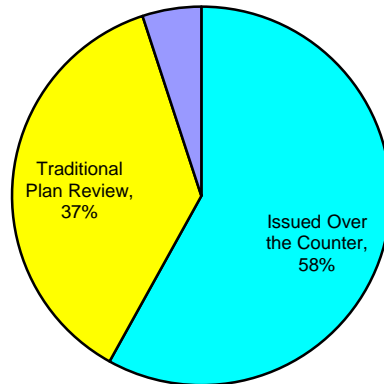
Method of Processing- Annum

Quick Check,
4%

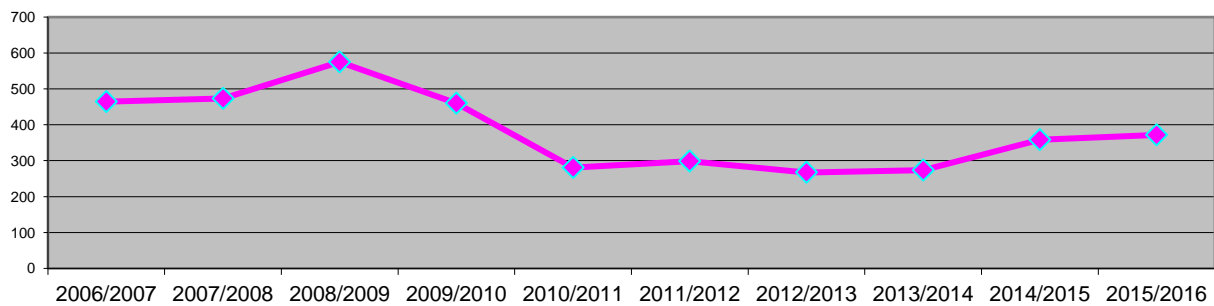


Method of Processing- 2012 thru 2016

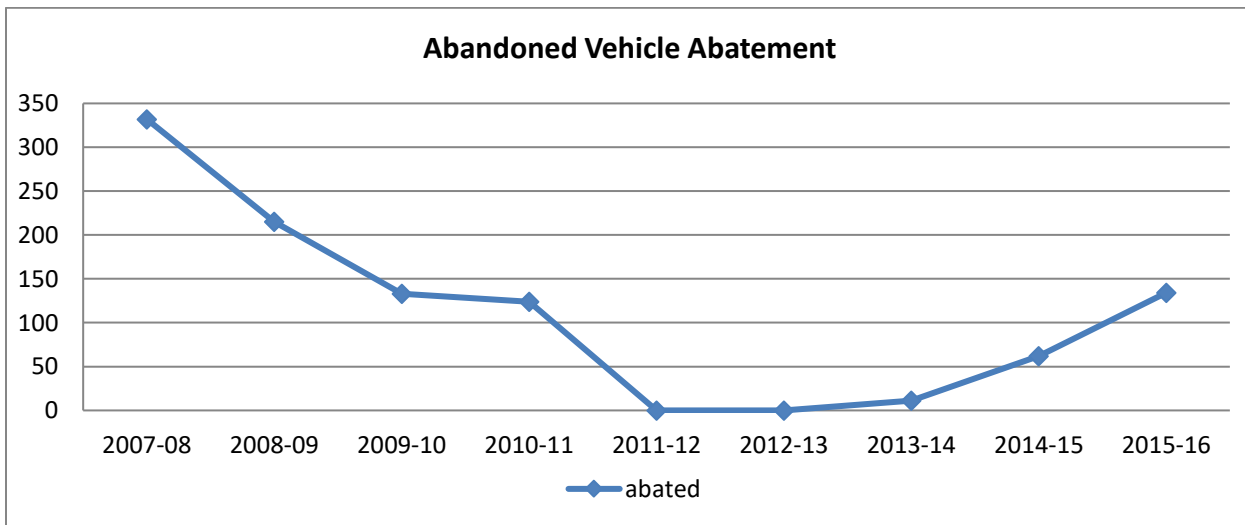
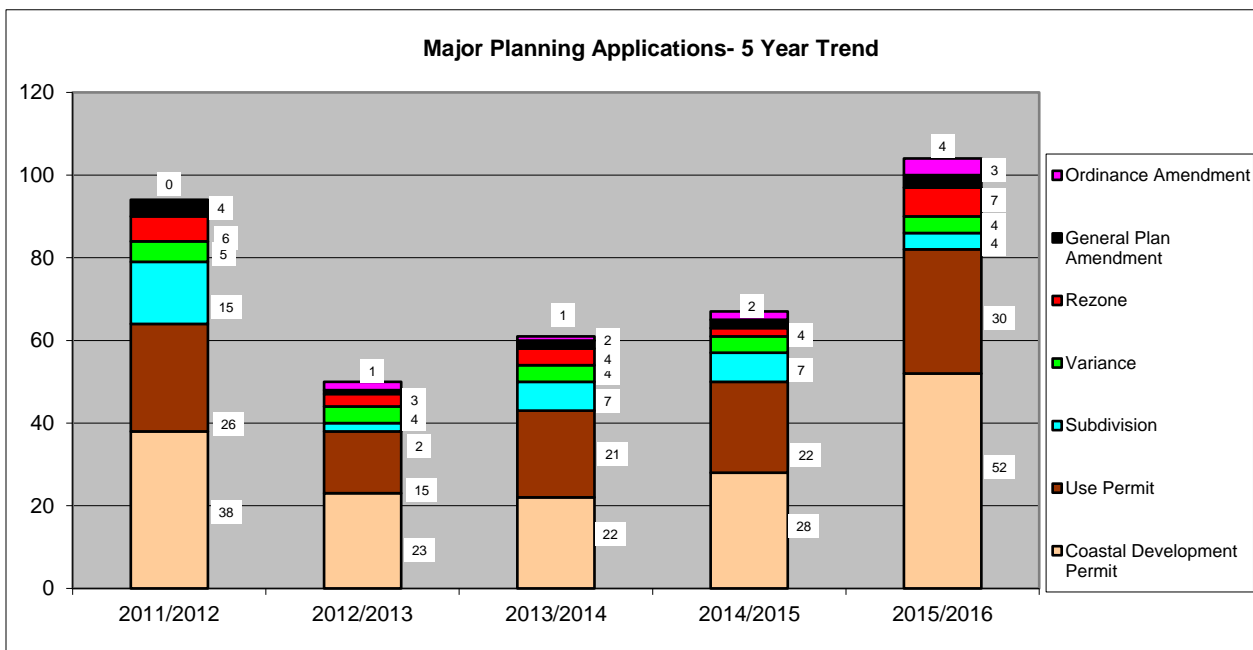
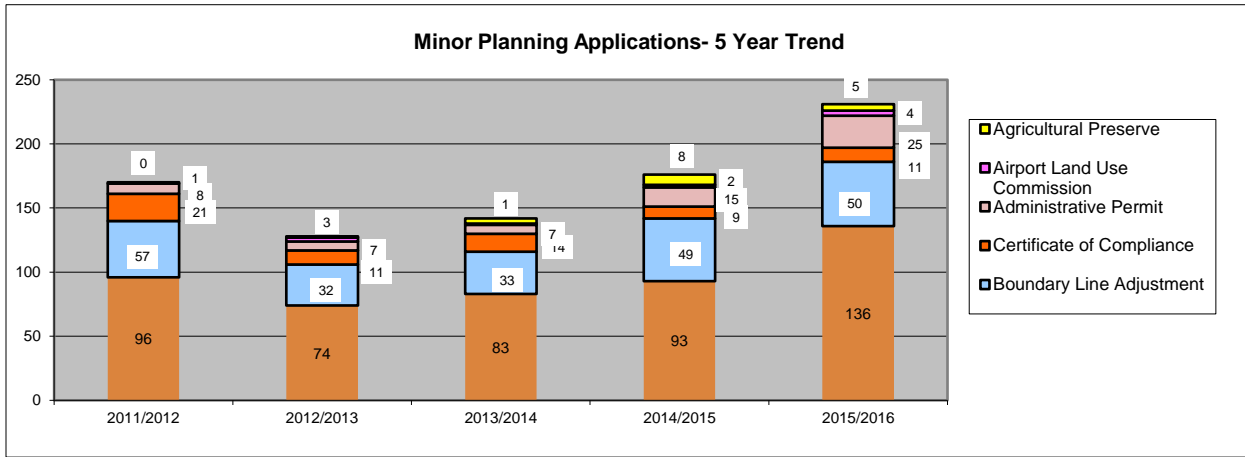
Quick Check,
5%



Business License Applications- 10 Year Trend



PBS 2015-16 Development Activity Report



PBS 2015-16 Development Activity Report

2015-16 Revenue Report

	2015-16		2014-15		
<i>Type of Planning Application</i>	#	Fees	#	Fees	% of Change
Ag Preserves & Zoning*		\$6,558		\$16,392	-60%
MHRB		\$9,730		\$9,850	-1%
Variance & Use Permit*		\$78,321		\$98,360	-20%
Coastal Zone Permits*		\$90,165		\$81,904	10%
Land Division*		\$46,642		\$59,015	-21%
General Plan Amendments		\$0		\$8,068	-100%
Certificate of Compliance*		\$88,036		\$58,554	50%
Other Permits*		\$54,777		\$49,062	12%
Other Sales		\$6,319		\$4,555	39%
Total application fees:		\$380,548		\$385,760	-1%
<i>Type of Building Permit</i>					
Building	1206	\$290,841	1,144	\$314,976	-8%
Plumbing	364	\$30,648	349	\$33,576	-9%
Electrical	1112	\$92,283	959	\$84,655	9%
Mechanical	275	\$25,132	249	\$26,007	-3%
Grading	24	\$4,998	32	\$6,843	-27%
Mobilehome	24	\$10,539	33	\$14,127	-25%
Total permits and fees	3,005	\$454,441	2,766	\$480,184	-5%
<i>Miscellaneous Fees</i>					
Plan Check Fees	768	\$255,783	754	\$249,933	2%
Records Management**	1957	\$22,782	1,706	\$24,841	-8%
Building Standards Fee**	1189	\$2,131	1,129	\$2,258	-6%
Abandoned Vehicle Abatement	0		0		0%
Strong Motion Program**	1214	\$5,224	1,139	\$6,432	-19%
Environmental Health*	290	\$27,886	362	\$26,426	6%
General Plan Maintenance**	971	\$169,554	979	\$183,222	-7%
Educational Fees**	1956	\$28,499	1,681	\$28,578	0%
Planning Review	608	\$41,553	655	\$41,670	0%
Other Building Fees	733	\$161,594	722	\$157,943	2%
Total Miscellaneous Fees	9,686	\$715,006	9,127	\$721,303	-1%
Total Deposited	12,691	\$1,549,995	11,893	\$1,587,247	-2%
*All or a portion of the fee is collected for other Departments/Agencies.					
**Fees deposited into Special Trust Account.					

Hearing Body Meetings Held		
Meeting Name	Frequency	Actual # Held
Mendocino County Workforce Investment Board (WIB)	bi-monthly	5
WIB Executive Committee	bi-monthly	5
WIB Youth Council	quarterly	1
Planning Commission	monthly	12
Coastal Permit Administrator	as needed	17
Subdivision Committee	monthly	11
Zoning Administrator	monthly	5
Mendocino Historical Review Board	monthly	11
Archaeological Commission	monthly	12
Business Improvement District Advisory Board	as needed	12
Fish and Game Commission	monthly	7
Airport Land Use Commission	as needed	2
Total:		100

2015-16 Code Enforcement Abatement Action

Before:



After:

