

# 2015 CROP REPORT




## **Mendocino County 2015 Crop Report**



# Summary of Various Sectors of Ag Production

(2015 vs. 2014)



■ **TOTAL Production = \$221,840,400 . . . . . + 3%**

---

All Agricultural Production (minus timber) = \$138,110,100. . unchanged

Fruit and Nut Crops = \$106,933,400 . . . . . unchanged

Livestock Production = \$11,792,400 . . . . . - 11%

Vegetable Production = \$1,150,000 . . . . . - 7%

Field Crops = \$11,137,500 . . . . . + 6%

Livestock and Poultry Products = \$5,519,500 . . . . . - 11%

Nursery Production = \$1,577,300 . . . . . + 14%

➤ ➤ All \$ figures represent ***gross*** returns, not the net returns for producers.



# *Wine Grapes*



**2014**

**2015**

**Acres**

16,909

16,862

**Tons/A**

3.7

3.4

**Total Tons**

61,959

57,292

**\$/Ton**

\$1,512

\$1,154

**Total \$**

\$93,691,300

\$88,287,000

## 2015 PRODUCTION

*White*

*vs*

*Red*



Acres

5,940

10,922

Tons/A

4

3.4

Total Tons

23,745

33,547

Avg \$ /Ton

\$1,276.85/T


\$1,727.95/T



# PEARS 2012



# Bartlett Pears



2014

2015

Acres

1,164

1,164

Tons/A

16.8

24

Total Tons

19,577

24,726

\$/Ton

\$511

\$558

Total \$

**\$10,003,800**

**\$13,797,100**



# Apples



**2014**

**2015**

Acres

215

215

Tons/A

3.4

2.6

38% = Fresh mkt  
62% = Juice/other



Total Tons

738

516

\$/Ton

\$751

\$947

**Fresh= \$1,035/T**  
**Juice= \$900/T**

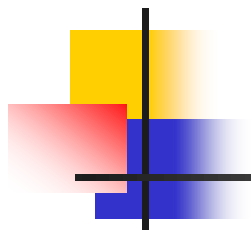
Total\$

\$553,900

\$531,300

# Livestock Production

(% difference from 2014)



	# HEAD	\$/CWT	TOTAL LIVE WT.	VALUE
Cattle & Calves	- 14%	+ 11%	- 18%	- 10%
Sheep & Lambs	+ 1%	- 3%	- 38%	- 41%
SWINE	- 5%	- 12%	+ 5%	- 17%





# Pasture and Range

- Weather-driven production values and recalling the '14-'15 rainfall year: 1) An average start in Oct. & Nov.; 2) Heavy Dec. rains; 3) Very dry and warm Jan., March, and May; 4) Well below avg. rains for Feb. & Apr.; notable summer showers (July – Sept.).
- Minimal growth of annuals with warm/dry Spring conditions. Fourth drought year further stressed range forage. Second year of baseline production.

2015: Pasture production unchanged ; Returns up 12%

2015: Rangeland Production unchanged ; Returns up 14%

# Timber Production

- 1.3 Million acres of timberland in Mendocino county
- Mendocino is 5<sup>th</sup> in the State for timber volume behind Siskiyou, Humboldt, Shasta and El Dorado counties.

Log Production  
(board feet)

2014  
115,197,000

2015  
121,701,000

Total  
Stumpage  
Value

\$34,691,018

\$41,151,000

Total Value  
@ mill (gross)

\$74,980,00

\$83,730,300



# Nursery Production

(% change compared to 2014)

---

Greenhouse  
Square Feet

- 4%

Field Acres

- 12.5%

Total \$

+ 15%

## Comments:

- 1) Prior years of substantial reductions slowed in 2015.
- 2) As economy improves, sales tend to follow suit. (disposable income crop)
- 3) Significant growing season losses for some.



# Questions?

