

Homelessness in Mendocino County

A Collaborative Approach
June 20, 2017

The Spectrum of Housing in Mendocino County

Intensity of Services Provided (Emergency Intervention, Case Management, Legal /Law Enforcement, ...)

Public Dollars Spent (City, County, State and Federal \$)

Unsubsidized Private Market

Level of Income Needed



Encamp-
ments, car
camping,
couch
surfing,
etc.

Coast:
Hospitality
Center (+\$
HHSA, City of
FB)
Inland Winter
Only: HSAG
(+\$ HHSA, City
of Ukiah,
UVMC, RCS)
Inland: Project
Sanctuary (+\$
HHSA)
Inland: Ford
Street Project
(+\$ HHSA,
UVMC)
Inland: Levine
House by MC
Youth Project
(\$ HHSA)
CalWorks hotel
vouchers

Coast:
Hospitality
Center
(+\$HHSA,
City of FB)
Inland: Ford
Street
Project
(+\$HHSA,
UVMC)
County-
wide: HHSA,
RCS

Northern
Circle Indian
Housing
Authority
Coast:
Hospitality
Center
(+\$HHSA, City
of FB)
Inland: Ford
Street Project
(+\$HHSA,
UVMC)
Manzanita.
MCAVHN
(case
management)
HHSA General
Assistance &
MHSA

CDC
Section 8
CDC and
VA
Veteran
Housing
RCHDC
HHSA Cal
Works
RCS
Anderson
Valley
Housing
Assoc.

RCHDC
Low income
housing
developers
Existing
housing in FB
and Ukiah
50 owner-
assisted lots in
Ukiah Valley
(50%
utilization)
38 units in
Ukiah,
approved and
beginning
development

CDC:
Affordable
Rentals
Attainable
Home
Ownership
CDC: First
time Home
Owner
RCHDC
Grants, Seat
Equity
Homes

Private Real
Estate
Market
Rental and
Home
Ownership

Specialized
Supportive Housing
Living
w/family/friends
Disabled housing
Senior housing
Institutional
housing

MCHSCoC & Legal mandates
Diversion, Coordinated Entry w/case management services

January 2017 Point in Time count = 1238
January 2016 = 1176
January 2015 = 1032



- Mendocino Demographics
- Response to Previous Board Questions
- Overview of Local Housing Efforts
- Feedback on HHSA's Next Steps

Today's Presentation

- The ***per capita*** rate of homelessness:
- Mendocino County: **140**/10,000
 - Lake: 51/10,000
 - Sonoma: 58/10,000
 - Humboldt: 84/10,000
 - City of San Francisco: 80/10,000
 - California: 30/10,000
 - USA: 18/10,000

Prevalence



We are not alone

➤ **Self-Reported Substance Abuse and Mental Health Issues**

- Substance Use Disorders: **47%**
- Mental illness among our individuals experiencing homelessness: **41%**

National baseline of mental illness: 20-25%

Mendocino Prevalence

Department of Housing & Urban Development, the National Alliance to End Homelessness

- Families living below poverty level
 - Mendocino County = 13.60% of Families
 - California = 12.41%
- U.S. Poverty Threshold for household size
 - 1 person under 65 = \$12,486
 - 4 people under 65, including 2 children = \$24,339
- Mendocino County >16 Unemployed = 11.50%
- California >16 Unemployed = 9.87%

Poverty & Unemployment

- Rental vacancy rates: 3.4%
- Homeowner vacancy rate: 0.8%
- Percentage of income spent on rent
 - 25%–34.9% = 19.5%
 - 35% or more = **52.5%**

Housing

➤ Our Community

- Who
- When
- How
- What



There's data & then there's data



Mendocino Coast Hospitality Center

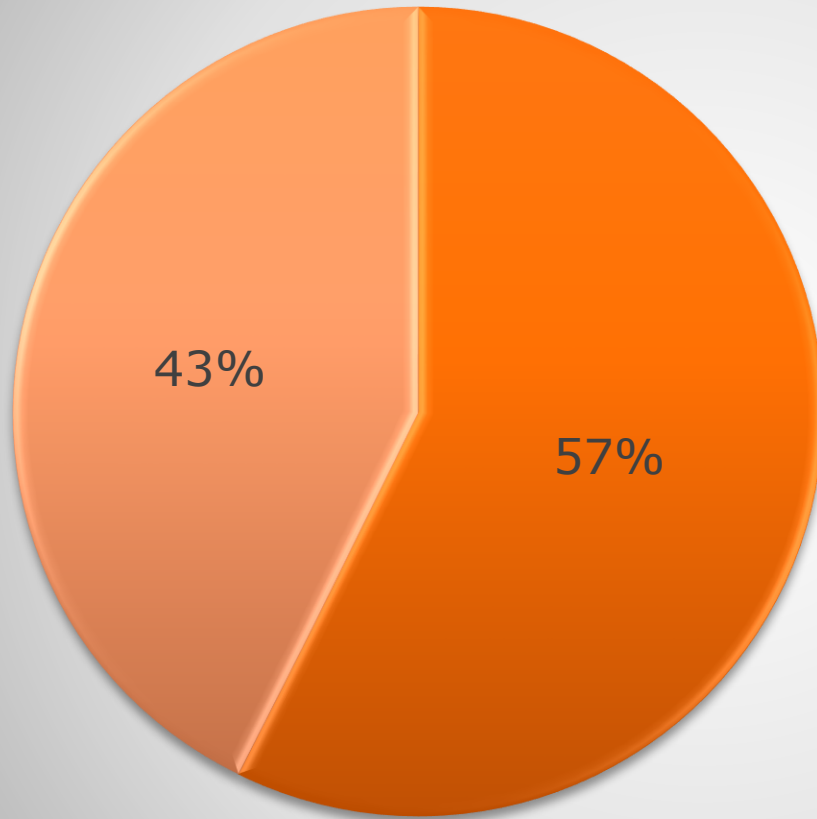
"...to shelter the homeless, feed the hungry, and provide a path to personal self sufficiency..."



Our Coast



N=300

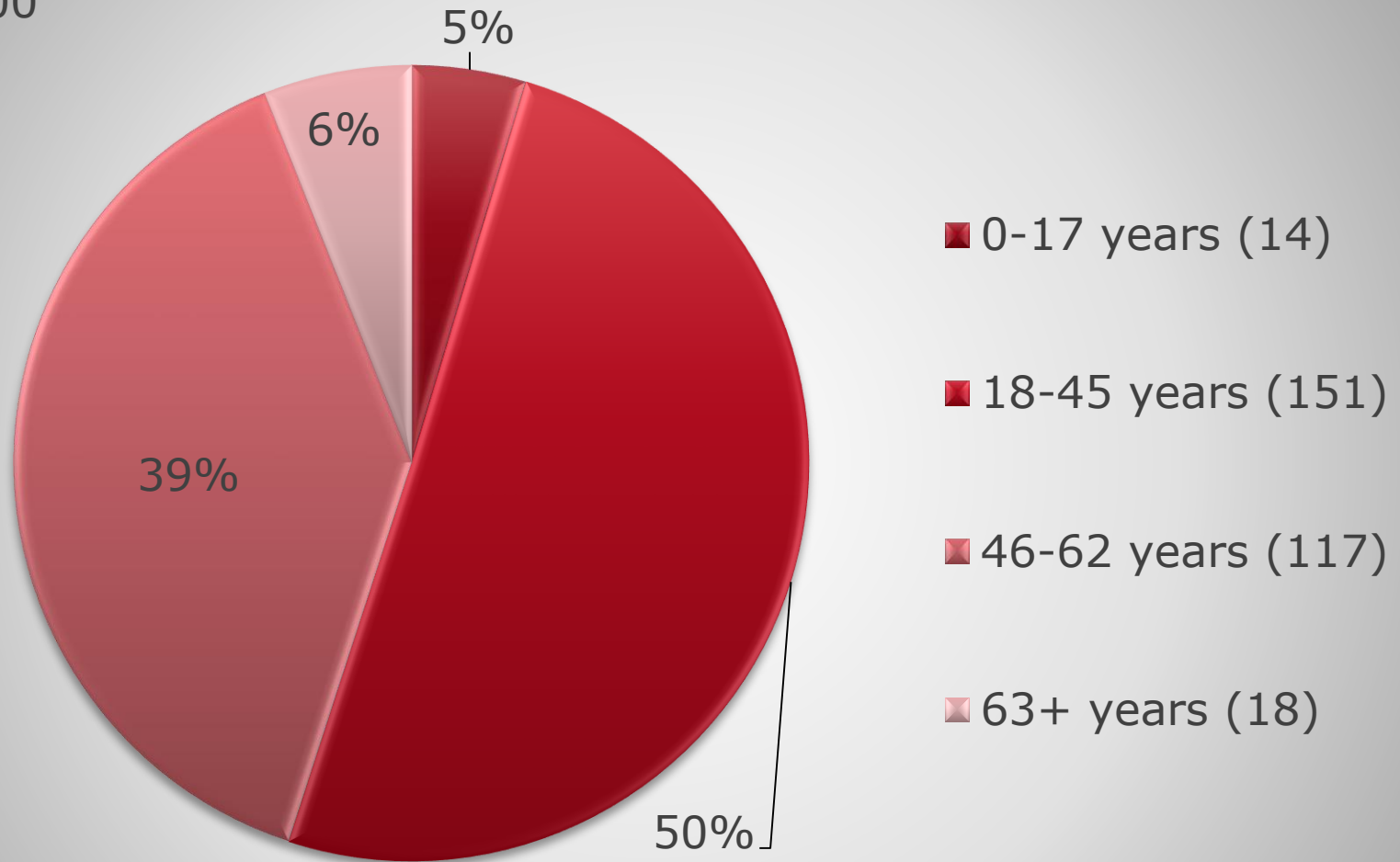


■ Non-Residents (172)

■ Residents (128)

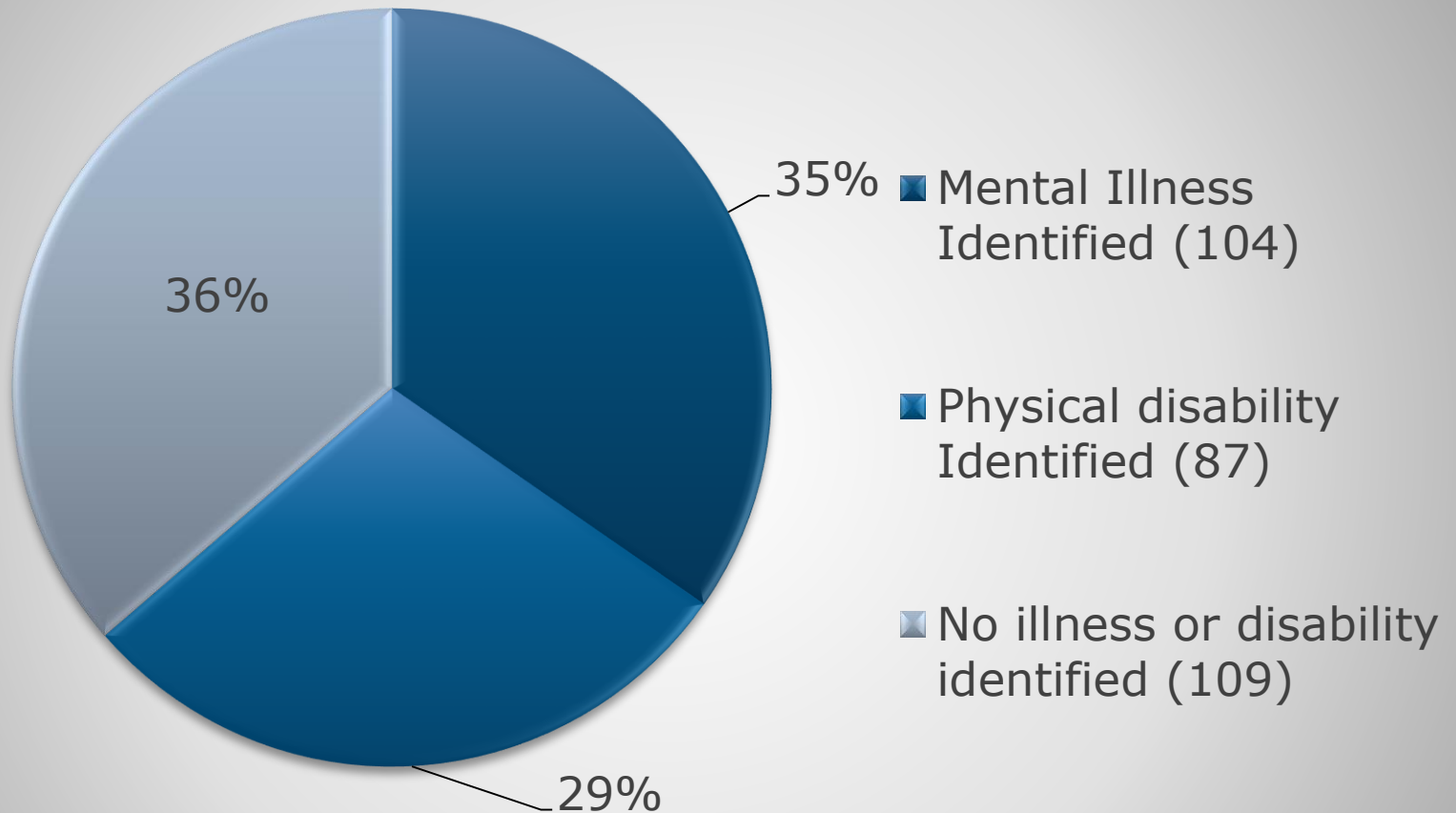
Residency in Mendocino County

N=300



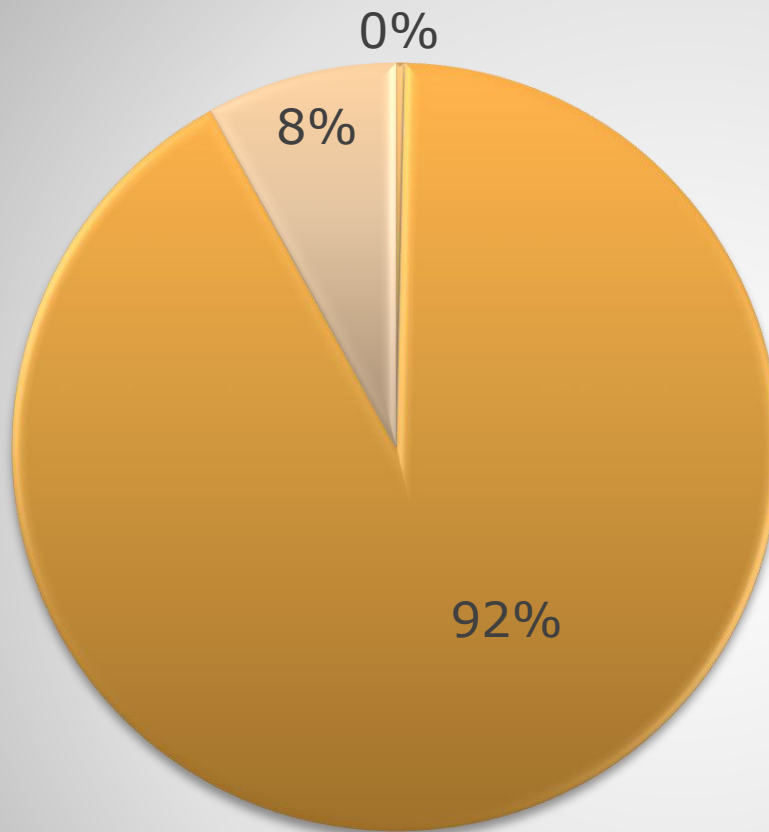
Homelessness by Age

N=300



Mental Illness & Physical Disability

N=300



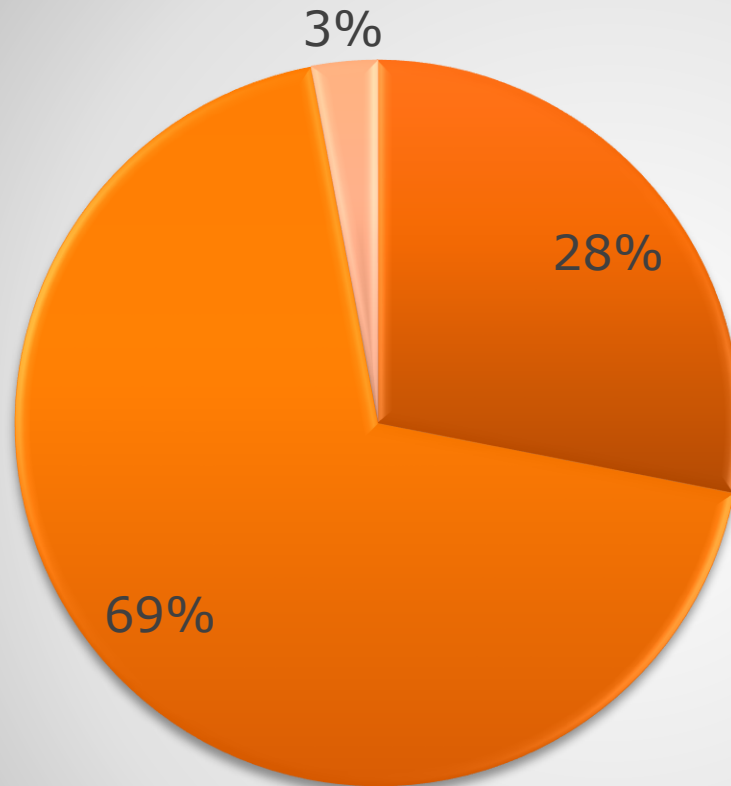
- Employed at Intake (1)
- Income From any Source at Intake (275)
- No income from any source (24)

Income



The Inland Valley

N=203

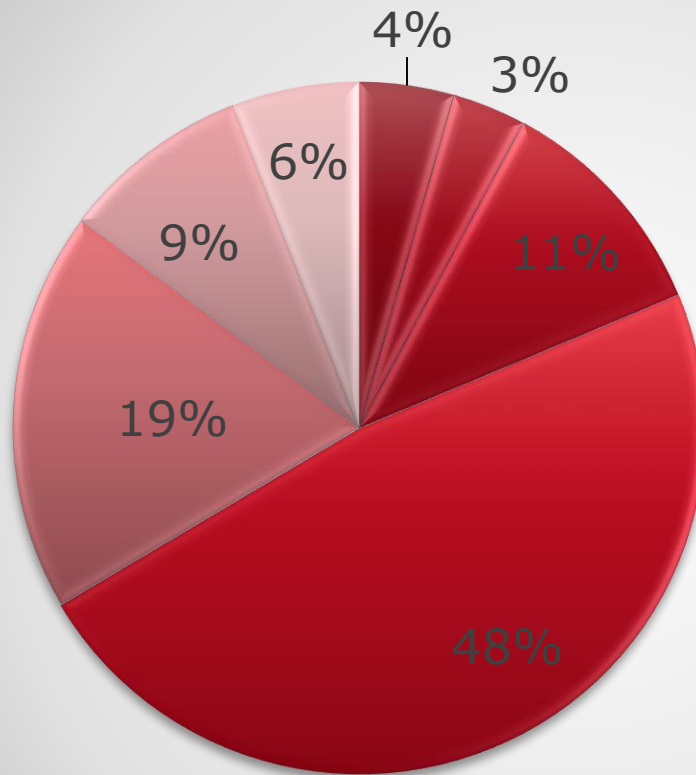


- Non-Residents (57)
- Residents (140)
- Unknown (6)

Residency in Mendocino County

From the 2016-17 Inland Winter Shelter

N=203

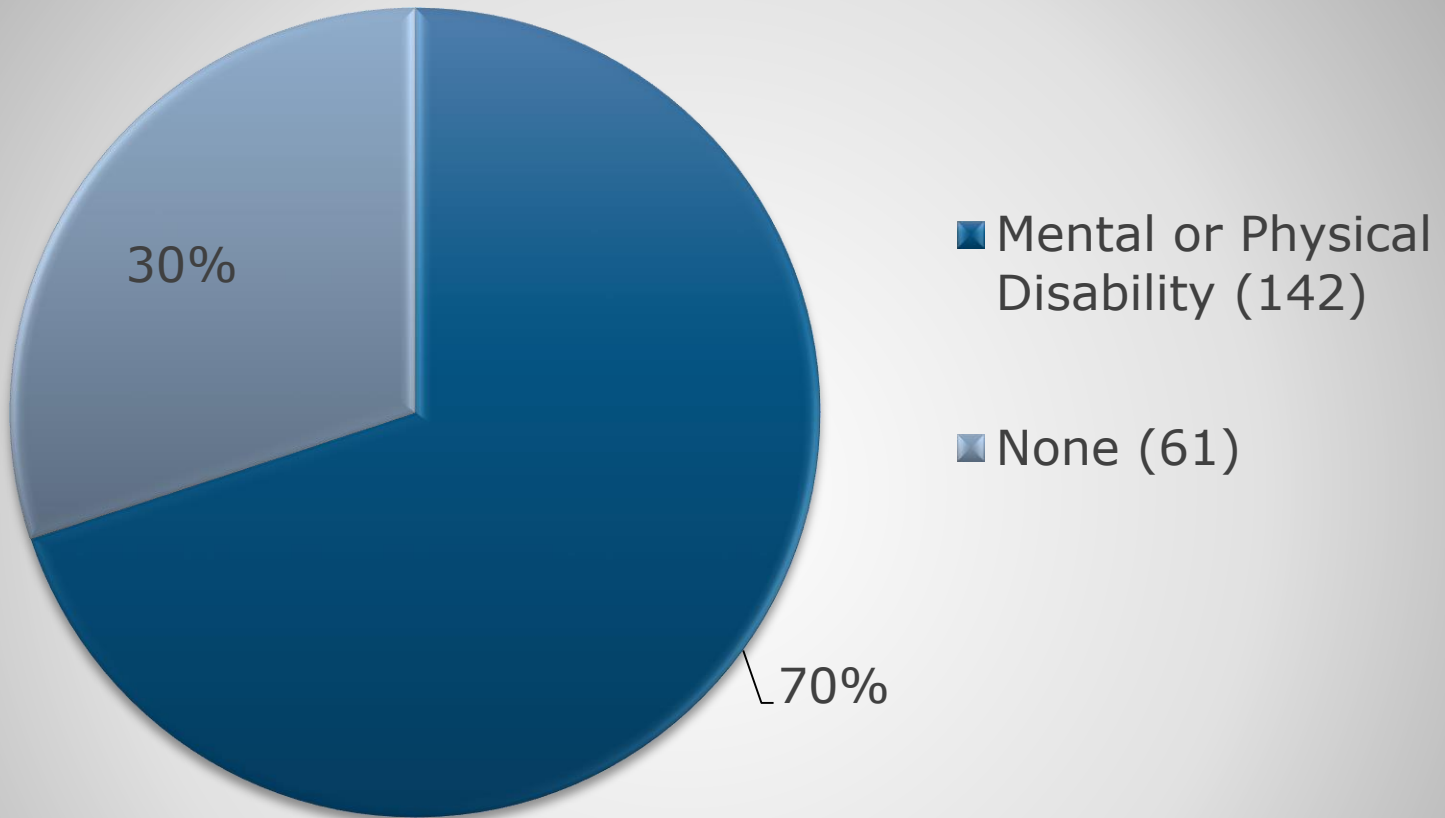


- 0-5 years (9)
- 6-17 years (7)
- 18-24 TAY (22)
- 25-49 (97)
- 50-59 (38)
- 60-85 (18)
- Unknown (12)

Homelessness by Age

From the 2016-17 Inland Winter Shelter

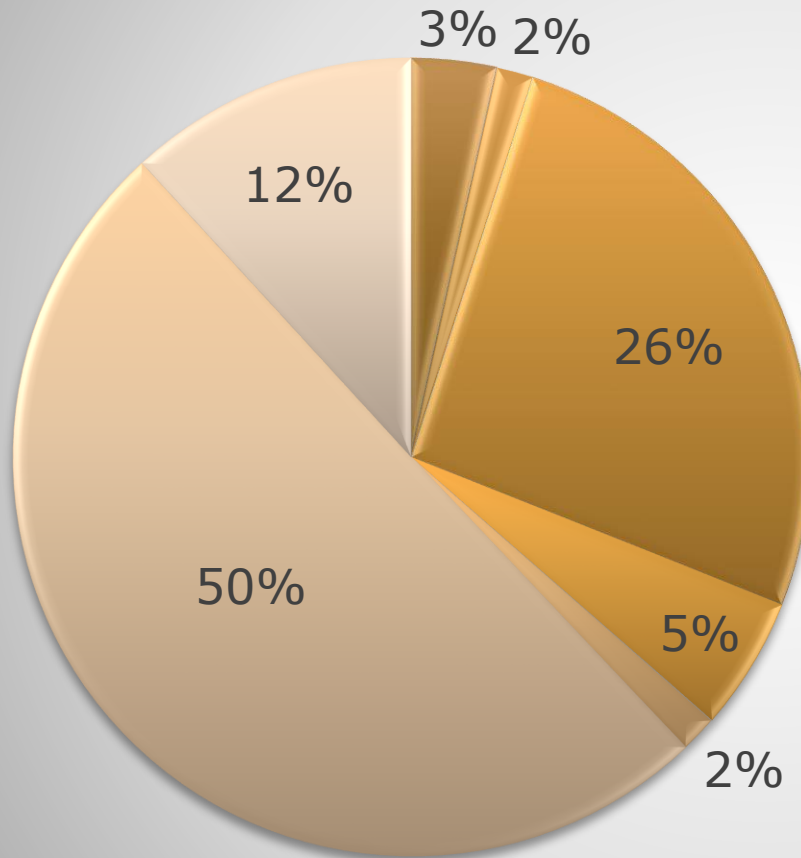
N=203



SELF-REPORTED Mental Illness & Physical Disability

From the 2016-17 Inland Winter Shelter

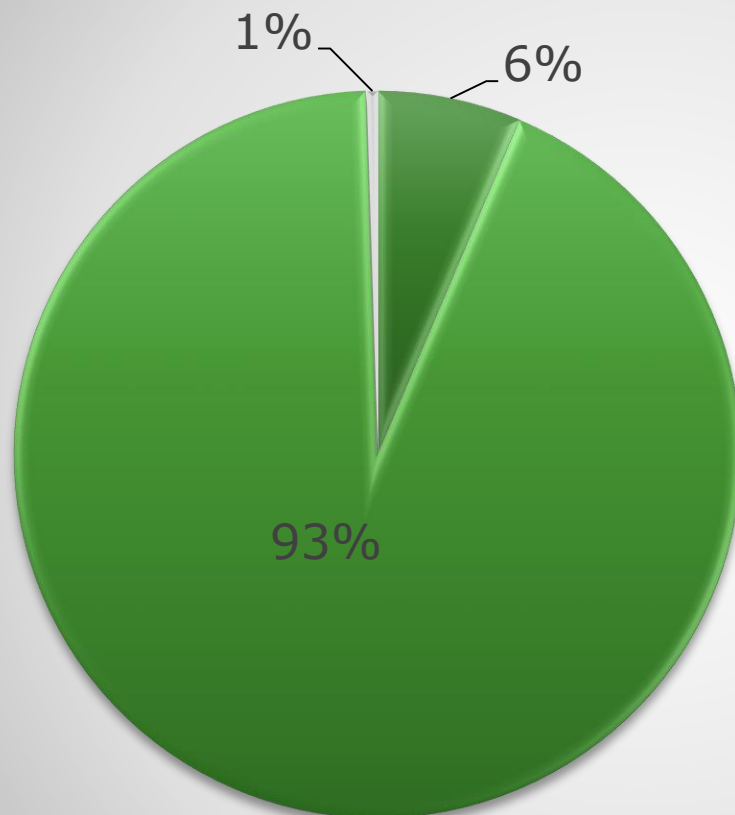
N= 203



- Local Aid-EBT/CalFresh (7)
- Veteran's Administration (3)
- Social Security, Supplemental, Disability (53)
- Employment (inc. recycling) (11)
- Extended Fostercare/Retirement/Trust (3)
- None (102)
- Unknown (24)

Income

N= 203



■ Veteran (13)

■ Non-veteran (189)

■ Unknown (1)

Veterans

Recovery...

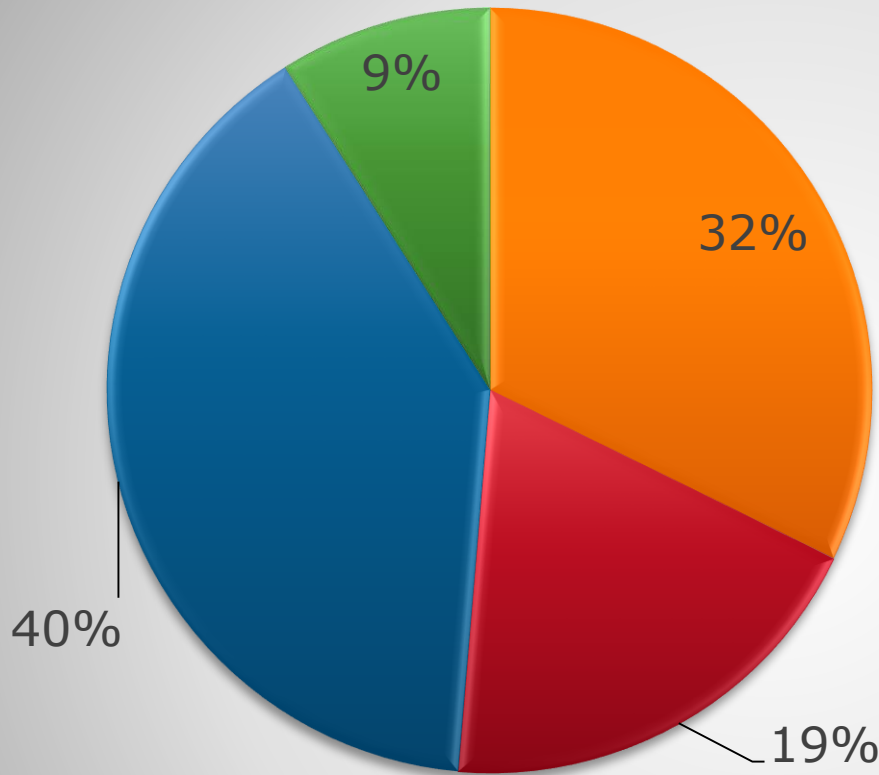
*A process of change through
which individuals improve
their health and wellness,
live a self-directed life,
and strive to reach
their full potential.*

The Impact of Homelessness

- Unnecessary costs
- Pain
- Health complications
- Other patients
- Medical facilities and personnel
- Medication issues

Medical Providers

N=1,747



■ City Resident (563)

■ County Resident (334)

■ Transient (693)

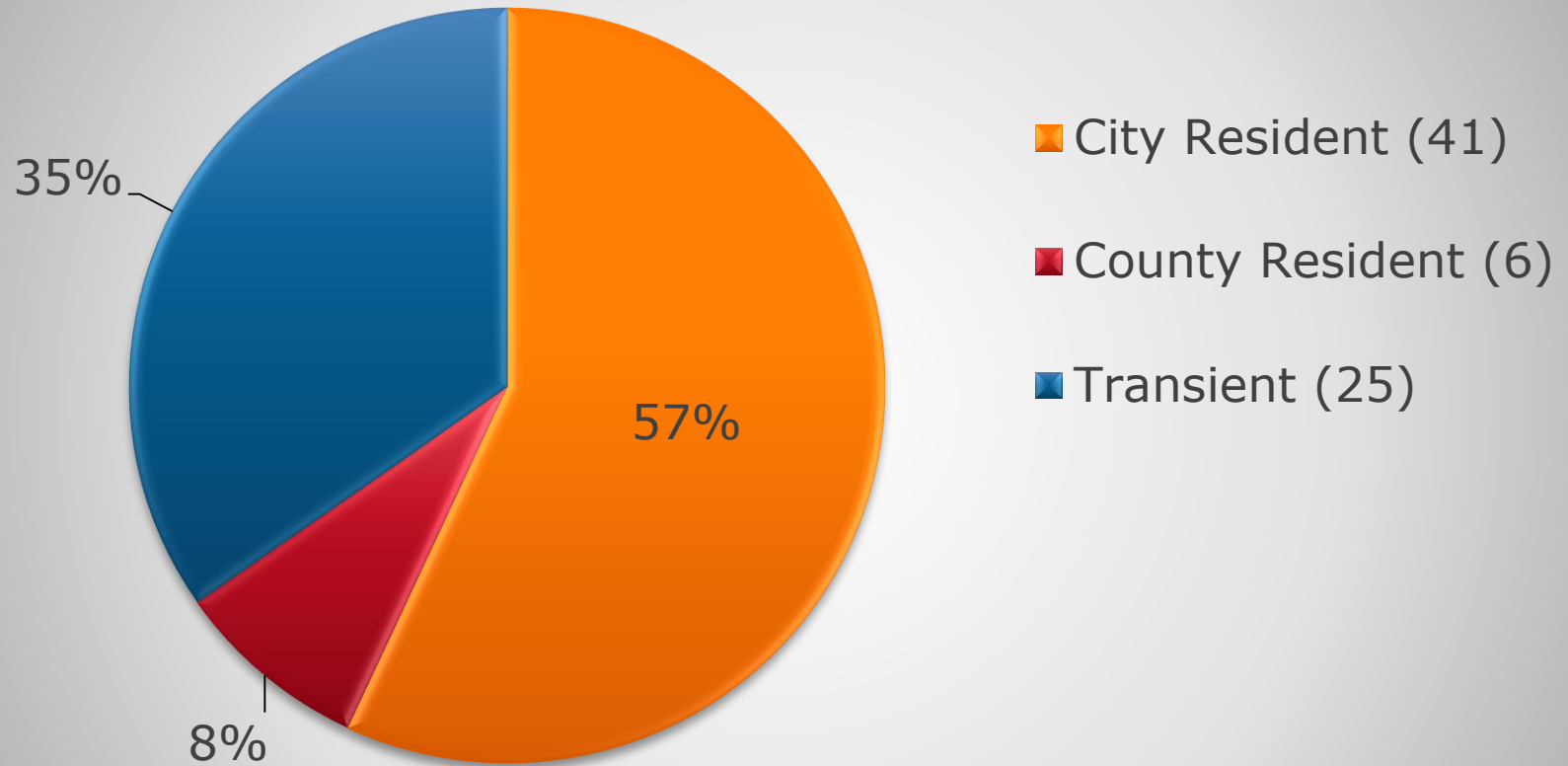
■ Out of County (157)

Ukiah Police Department Arrests

- Enforcement of laws
- Business liaison services
- Prevention
- 2016 **Ukiah PD** calls re: transient activity
 - Per day=7
 - Per month=213
 - Staff commitment= 1.5 Officers
 - Average time at scene: 38 minutes

Law Enforcement

N=72



UPD Mental Health Detentions

➤ City & County Service Departments

- Fire
- Parks
- Streets
- Administration

➤ The Business Community

- Loss of business
- Aesthetics
- Community relations
- Economic development

Service Departments & Businesses

- **Hired one additional staff ✓**
- **MHSA Funding to RCHDC ✓**
- **Pursuing alternative funding**
 - Whole Person Care (Case Mgmt) Rec'd ✓
 - SAMHSA GBHI Finding Home - Submitted
 - No Place Like Home – TA Application in progress
 - Emergency Solutions Grant (ESG)
 - PHC releasing RFP Summer 2017
 - CalWORKs Housing Continued - Submitted

HHSA Current Efforts

- **Ford Street Rec'd ✓**

- Supportive Transitional Housing
- Clean and Sober Environment

- **Redwood Community Services and Coast Hospitality Center**

- Rapid Re-Housing Program

- **Redwood Community Services**

- Haven House Transitional Housing

Partner Current Efforts

5 **Priorities for Improving Health in Mendocino County**

On June 8, more than 100 residents from across the county took part in a Community Health Improvement Planning workshop in Ukiah. They joined the CHNA/CHIP Planning Group in choosing a set of priority issues based on their severity, impact on personal and community health, and potential for collective action to address them. Action Teams were formed for each issue.

Poverty

Housing

Mental Health

Childhood Obesity & Family Wellness

Childhood Trauma

Healthy Mendocino

CHNA



CHIP



Action Teams



HOUSING

Challenge: Housing for both rental and purchase costs more than many can afford. The stock of housing of all types is limited. New development is costly; permits and fees take considerable time and money; and zoning can be a barrier. CHNA survey respondents named the cost of housing and food as major barriers to meeting their families' needs. The rate of homelessness in the county is very high—an estimated 1,032 homeless persons in 2015—and housing assistance and emergency shelter are limited.

Vision: Affordable, safe, appropriate housing for everyone in every income bracket.

Possible Strategies:

- Conduct an inventory of available land/assets and relevant housing-development projects in the county.
- Educate community leaders and government about the vital importance of housing as a determinant of health.
- Promote city and county action to increase housing stock, especially for low- and moderate-income persons and families.

**Healthy Mendocino
Housing Action Team**

The Spectrum of Housing in Mendocino County

Intensity of Services Provided (Emergency Intervention, Case Management, Legal /Law Enforcement, ...)

Public Dollars Spent (City, County, State and Federal \$)

Unsubsidized Private Market

Level of Income Needed



Encampments, car camping, couch surfing, etc.

Coast: Hospitality Center (+\$ HHSA, City of FB)
Inland Winter Only: HSAG (+\$ HHSA, City of Ukiah, UVMC, RCS)
Inland: Project Sanctuary (+\$ HHSA)
Inland: Ford Street Project (+\$ HHSA, UVMC)
Inland: Levine House by MC Youth Project (\$ HHSA)
CalWorks hotel vouchers

Coast: Hospitality Center (+\$HHSA, City of FB)
Inland: Ford Street Project (+\$HHSA, UVMC)
County-wide: HHSA, RCS

Northern Circle Indian Housing Authority
Coast: Hospitality Center (+\$HHSA, City of FB)
Inland: Ford Street Project (+\$HHSA, UVMC)
Manzanita. MCAVHN (case management)
HHSA General Assistance & MHSA

CDC Section 8
CDC and VA Veteran Housing
RCHDC HHSA Cal Works
RCS Anderson Valley Housing Assoc.

RCHDC Low income housing developers
Existing housing in FB and Ukiah
50 owner-assisted lots in Ukiah Valley (50% utilization)
38 units in Ukiah, approved and beginning development

CDC: Affordable Rentals
Attainable Home Ownership
CDC: First time Home Owner
RCHDC Grants, Seat Equity Homes

Private Real Estate Market
Rental and Home Ownership

Specialized Supportive Housing
Living w/family/friends
Disabled housing
Senior housing
Institutional housing

MCHSCoC & Legal mandates
Diversion, Coordinated Entry w/case management services

January 2017 Point in Time count = 1238
January 2016 = 1176
January 2015 = 1032

- A County-wide Plan for Homelessness
- Research, Planning & Development
- Community Education
- Outreach with Engagement
- Diversion
- A Continuum of Housing
- Ongoing Evaluation & Adjustment

Moving in the Right Direction

Will Van Sant, LCSW
Ukiah **Veterans' Affairs**
Out Patient Clinic
707-468-7756

Will.vansant-glass@va.gov

Justin Wyatt, Captain
Ukiah Police Department
707-463-6760
jwyatt@cityofukiah.com

Sandi Canaday, Chair
MCHSCoC/**HHSA**
707-463-7938
canadays@mendocinocounty.org

Anna Shaw, Executive Director
Mendocino Coast
Hospitality Center
707-961-0172

anna@mendocinochc.org

Maya Stuart,
Program Administrator
HHSA, Adult & Aging
707-671-5365
stuartm@mendocinocounty.org

Sage Wolf, QA Analyst
Redwood Cnty Services
707-889-1329
wolfs@rcs4kids.org

Contact information