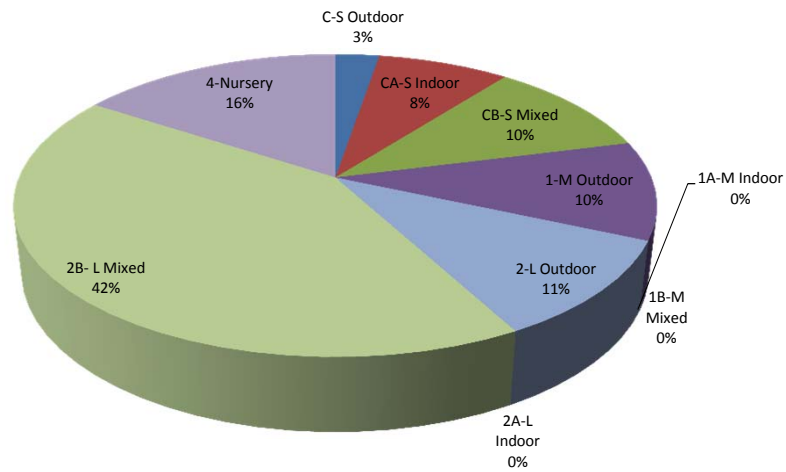


Cannabis Applications by Type and Date - January 2018

	C-S Outdoor	CA-S Indoor	CB-S Mixed	1-M Outdoor	1A-M Indoor	1B-M Mixed	2-L Outdoor	2A-L Indoor	2B- L Mixed	4-Nursery	
2-Jan											0
3-Jan							1		1		2
4-Jan				1			1				2
5-Jan	1								1		2
8-Jan											0
9-Jan		2	1						2	1	6
10-Jan									3		3
11-Jan		1									1
12-Jan									1		1
16-Jan				1					1		2
17-Jan			2								2
18-Jan				1			1		1		3
19-Jan									1	1	2
22-Jan									1	1	2
23-Jan							1			1	2
24-Jan									3	2	5
25-Jan									1		1
26-Jan											0
29-Jan			1								1
30-Jan											0
31-Jan				1							1
January	1	3	4	4	0	0	4	0	16	6	38

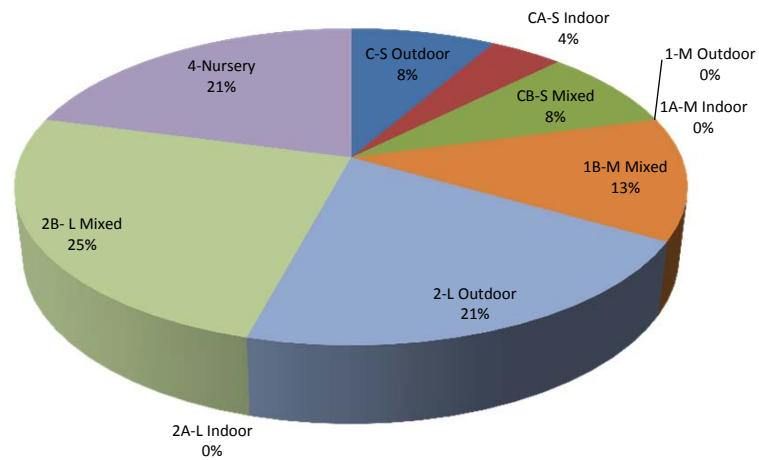
January 2018 Applications by Type



Cannabis Applications by Type and Date - February 2018

	C-S Outdoor	CA-S Indoor	CB-S Mixed	1-M Outdoor	1A-M Indoor	1B-M Mixed	2-L Outdoor	2A-L Indoor	2B- L Mixed	4-Nursery	
1-Feb			1						2		3
2-Feb											0
5-Feb											0
6-Feb											0
7-Feb						1			1	4	6
8-Feb	1	1									2
9-Feb											0
12-Feb											0
13-Feb	1		1								2
14-Feb											0
15-Feb						1					1
16-Feb											0
20-Feb									1		1
21-Feb											0
22-Feb							4		1	1	6
23-Feb							1		1		2
26-Feb						1					1
27-Feb											0
28-Feb											0
February	2	1	2	0	0	3	5	0	6	5	24

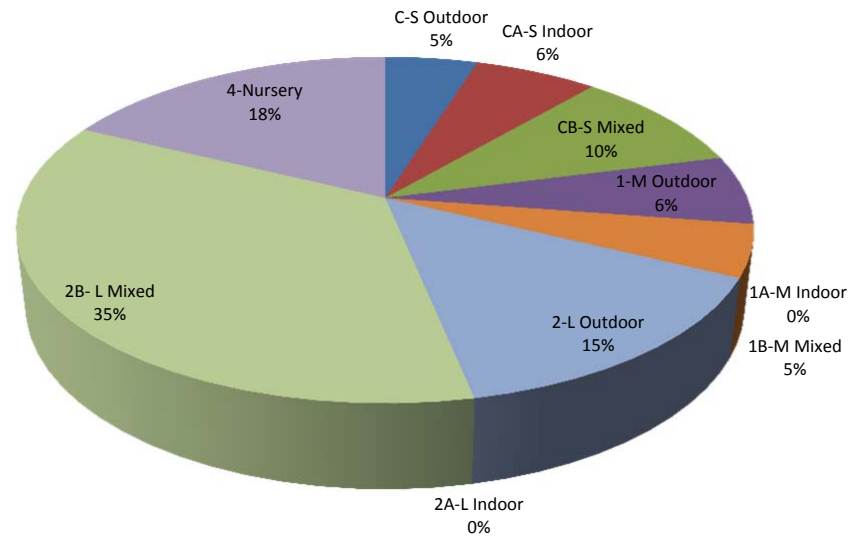
February 2018 Cannabis Applications by Type



Cannabis Applications by Type - 2018 Totals

	C-S Outdoor	CA-S Indoor	CB-S Mixed	1-M Outdoor	1A-M Indoor	1B-M Mixed	2-L Outdoor	2A-L Indoor	2B- L Mixed	4-Nursery	
January	1	3	4	4	0	0	4	0	16	6	38
February	2	1	2	0	0	3	5	0	6	5	24
March											0
April											0
May											0
June											0
July											0
August											0
September											0
October											0
November											0
December											0
Total	3	4	6	4	0	3	9	0	22	11	62

Cannabis Applications by Type - 2018 Total



Cannabis Applications by Type - YTD 2017

	C-S Outdoor	CA-S Indoor	CB-S Mixed	1-M Outdoor	1A-M Indoor	1B-M Mixed	2-L Outdoor	2A-L Indoor	2B- L Mixed	4-Nursery	Total
May	13	1	5	13	3	12	75	1	102	21	246
June	19	3	6	21	0	19	72	1	138	22	301
July	13	2	2	10	0	8	19	0	55	6	115
Aug.	4	1	2	2	0	7	10	0	15	6	47
Sept.	1	1	6	2	0	2	2	1	7	1	23
Oct.	6	1	1	1	0	1	3	0	5	1	19
Nov.	0	1	1	2	0	2	0	0	6	5	17
Dec.	7	1	0	1	0	3	4	0	9	7	32
Totals	63	11	23	52	3	54	185	3	337	69	800

Cannabis Applications by Type - 2017 Total

