

Road Maintenance and Rehabilitation Account (RMRA) Expenditure Plan Mendocino County



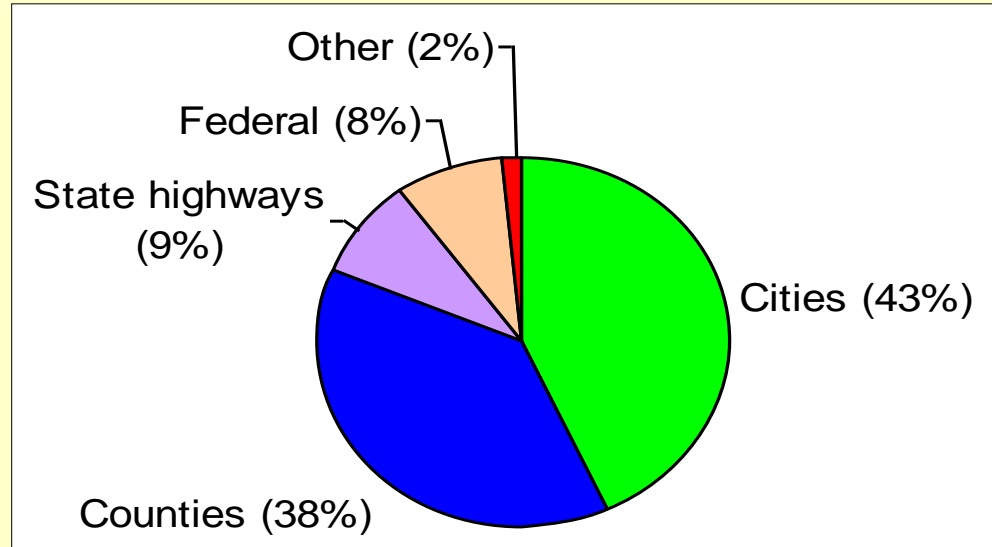
RTPA
RCTF

CALIFORNIA STATEWIDE NEEDS ASSESSMENT PROJECT
WWW.SAVECALIFORNIASTREETS.ORG

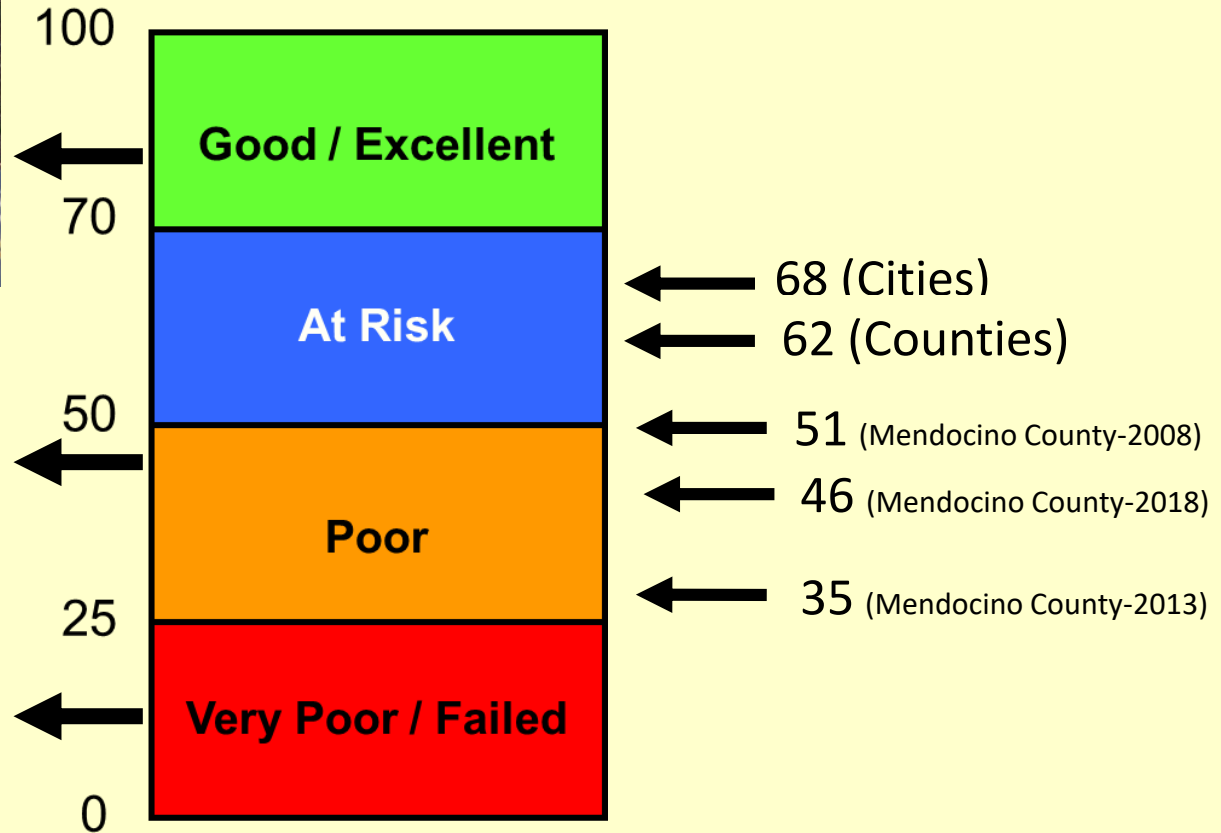


Local Streets & Roads are a Huge Part of the State Network

81% of California's pavements are owned by cities and counties!



Average Pavement Condition Index

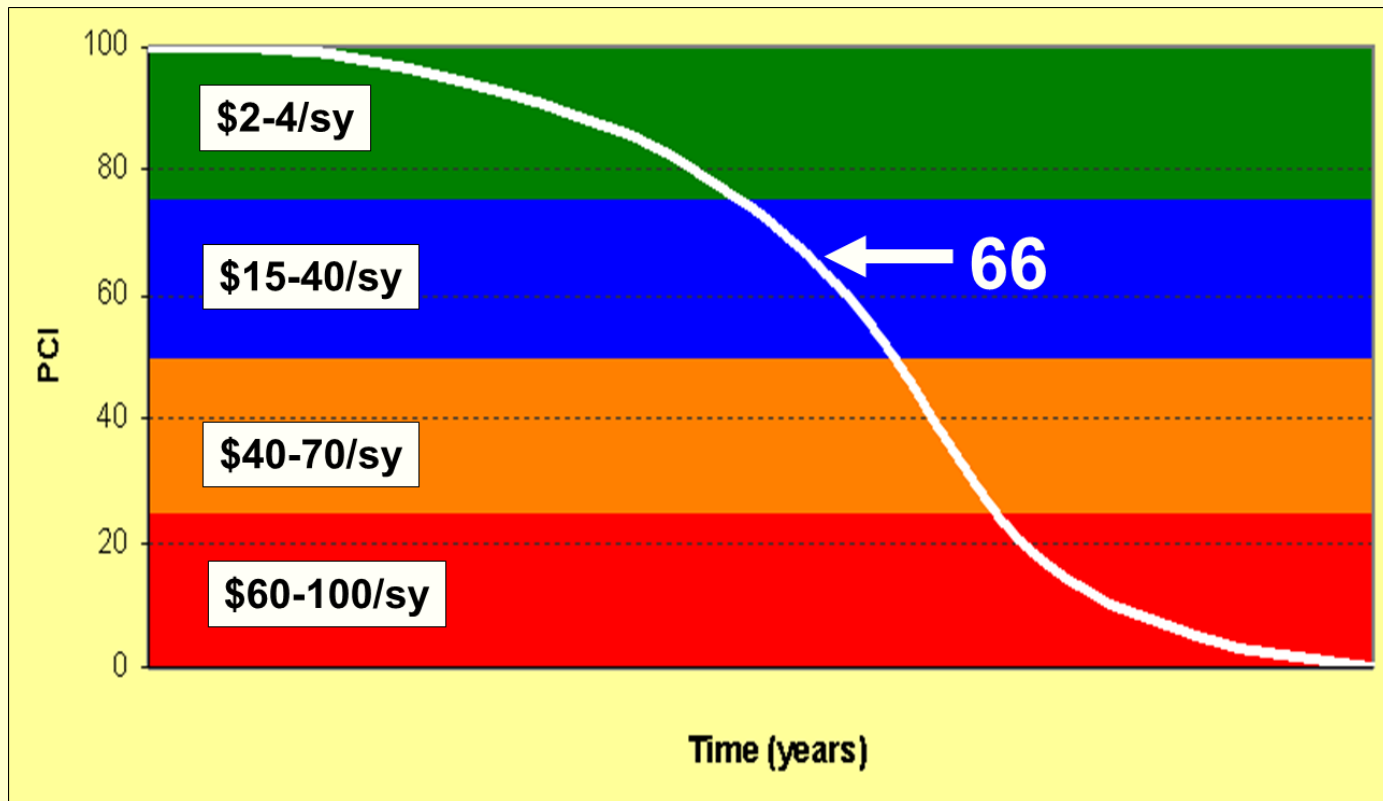


Statewide Average PCI = 66


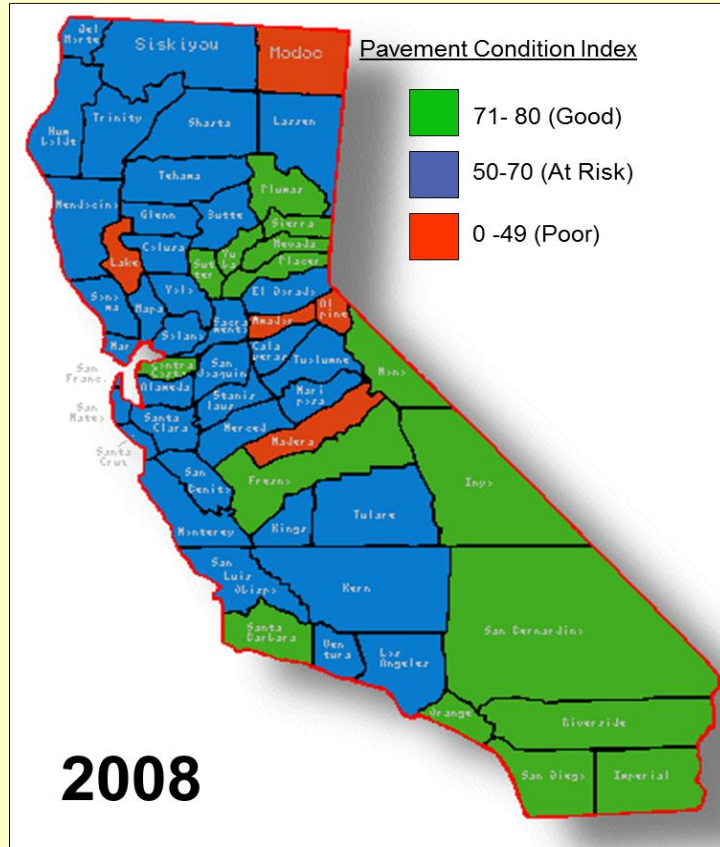


This doesn't look too bad ...

So Why is 66 Critical?



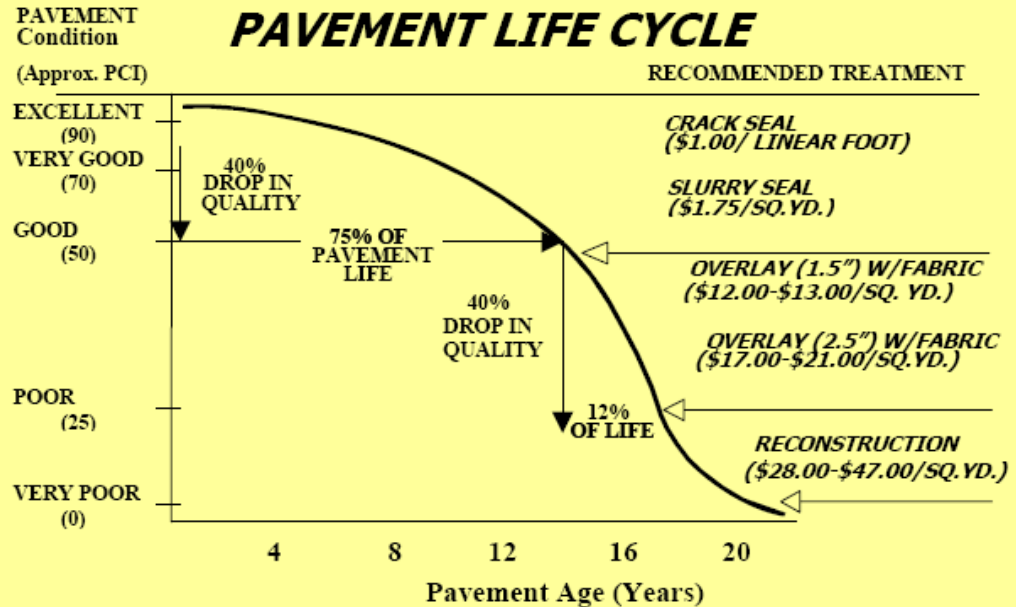
Statewide Trends



87% of counties have pavements that are “at risk” or “poor”

Condition of Mendocino County Roads

- The County of Mendocino has an average PCI of 46. This is down from a PCI of 51 in 2008.



MCOG Update to 2010 Regional Transportation Plan for Unsurfaced Roads

- Resource/Recreation Access Roads (some 60 miles)
- Very Low Volume, Remote Residential Roads (some 250miles)
- Higher Volume Residential Roads (some 50 miles)



Bridges



RTPA
RCTF

CALIFORNIA STATEWIDE NEEDS ASSESSMENT PROJECT

WWW.SAVECALIFORNIASTREETS.ORG



Total Transportation Needs - 2012 Ask

	<u>10 Years (\$B)</u>		
Transportation Asset	Needs	Funding	Shortfall
Pavement	\$ 72.4	\$ 13.3	\$ (59.1)
Essential Components	\$ 30.5	\$ 8.7	\$ (21.8)
Bridges	\$ 4.3	\$ 3.0	\$ (1.3)
Totals	\$ 107.2	\$ 25.1	\$ (82.1)



56 cents/gal
or
76 cents/day!

RMRA will provide \$100 million over the next 20 years
The MCDOT Director's report for today lays out a PLAN





Mendocino County Department of Transportation (MCDOT) (707) 463-4363



RTPA
RCTF

CALIFORNIA STATEWIDE NEEDS ASSESSMENT PROJECT

WWW.SAVECALIFORNIASTREETS.ORG

