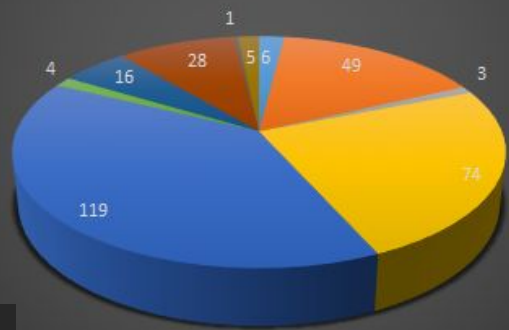


# Expense by Department/Item



Preliminary  
COVID-19 Expenses  
Updated 5/15/2020

Public Health Hotel Vouchers Issued  
(305 at 10 hotels)  
\$536,956.08



COVID-19 Contract Expenditures as of  
5/15/2020



Preliminary  
COVID-19 Expenses  
Updated 5/15/2020

COVID-19 Hours Worked  
1/1/2020-5/11/2020  
(404 Employees)



Departments	Regular	OT	CTO	Total
Agriculture	119	-	7	125
Air Quality	30	-	1	31
Alternate Defender	3	-	-	3
Animal Care	9	-	-	9
AODP	835	-	-	835
Assessor Clerk Recorder	417	18	12	447
Auditor	8	-	-	8
Cannabis	315	-	105	420
Central Services	449	25	56	529
Child Support Services	2,381	28	72	2,481
County Counsel	880	-	146	1,026
County Executive Office	1,991	45	1,092	3,127
Facilities and Fleet	1,348	48	15	1,411
Human Resources	1,928	-	399	2,327
Information Services	887	17	54	958
Juvenile Hall	5	-	-	5
Library	1,755	56	57	1,867
Mental Health	482	9	10	500
Museum	69	8	-	77
Planning and Building	1,260	4	232	1,495
Probation	883	18	93	994
Public Defender	288	-	13	301
Public Health	7,762	572	866	9,199
Retirement	6	-	-	6
Risk Management	159	-	47	206
Sheriff	4,156	1,059	694	5,908
Social Services	2,233	173	403	2,809
Treasurer-Tax Collector	357	-	3	359
<b>Total</b>	<b>31,012</b>	<b>2,076</b>	<b>4,374</b>	<b>37,463</b>

Departments	Regular	OT	CTO	Total
Agriculture	0.32%	0.00%	0.02%	0.33%
Air Quality	0.08%	0.00%	0.00%	0.08%
Alternate Defender	0.01%	0.00%	0.00%	0.01%
Animal Care	0.02%	0.00%	0.00%	0.02%
AODP	2.23%	0.00%	0.00%	2.23%
Assessor Clerk Recorder	1.11%	0.05%	0.03%	1.19%
Auditor	0.02%	0.00%	0.00%	0.02%
Cannabis	0.84%	0.00%	0.28%	1.12%
Central Services	1.20%	0.07%	0.15%	1.41%
Child Support Services	6.36%	0.07%	0.19%	6.62%
County Counsel	2.35%	0.00%	0.39%	2.74%
County Executive Office	5.31%	0.12%	2.92%	8.35%
Facilities and Fleet	3.60%	0.13%	0.04%	3.77%
Human Resources	5.15%	0.00%	1.06%	6.21%
Information Services	2.37%	0.05%	0.14%	2.56%
Juvenile Hall	0.01%	0.00%	0.00%	0.01%
Library	4.69%	0.15%	0.15%	4.98%
Mental Health	1.29%	0.02%	0.03%	1.34%
Museum	0.18%	0.02%	0.00%	0.21%
Planning and Building	3.36%	0.01%	0.62%	3.99%
Probation	2.36%	0.05%	0.25%	2.65%
Public Defender	0.77%	0.00%	0.03%	0.80%
Public Health	20.72%	1.53%	2.31%	24.56%
Retirement	0.02%	0.00%	0.00%	0.02%
Risk Management	0.42%	0.00%	0.13%	0.55%
Sheriff	11.09%	2.83%	1.85%	15.77%
Social Services	5.96%	0.46%	1.07%	7.50%
Treasurer-Tax Collector	0.95%	0.00%	0.01%	0.96%
<b>Total</b>	<b>82.78%</b>	<b>5.54%</b>	<b>11.68%</b>	<b>100%</b>

Zoom Year-to-Date Usage 1/1/2020-5/15/2020

Active Users

163

Total Users

305

Meetings Held

1920

353,053 Meeting Minutes

11,590 Participants

Webinars

26

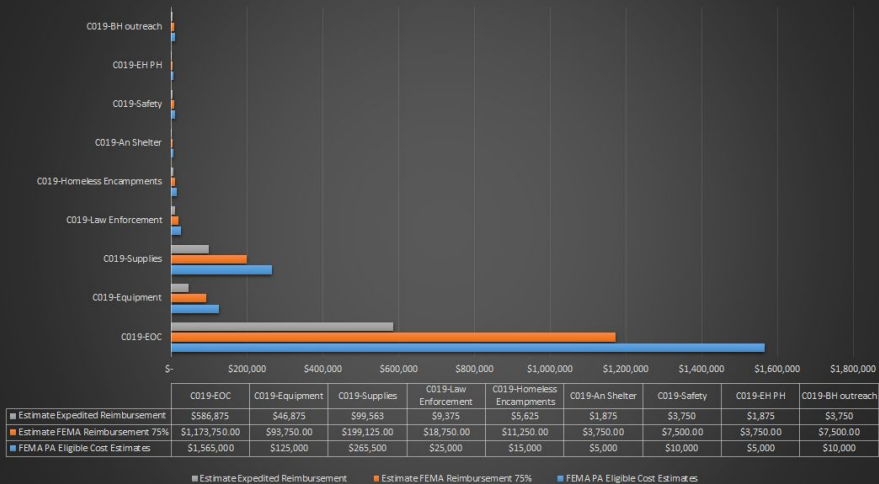
465 Participants

Preliminary  
COVID-19 Expenses  
Updated 5/15/2020

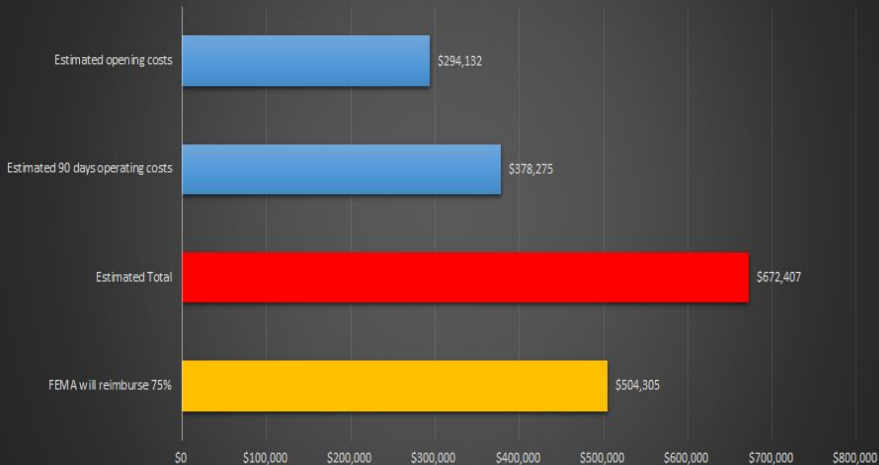
## FEMA PA Obligation Award To Date

Emergency Protective Measures	\$753,937
Non-Congregate Sheltering	\$112,500

FEMA PA Cost Inventory COVID-19

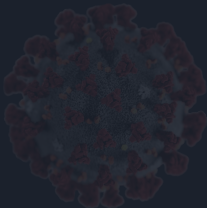


Alternative Care Facility Estimated Cost



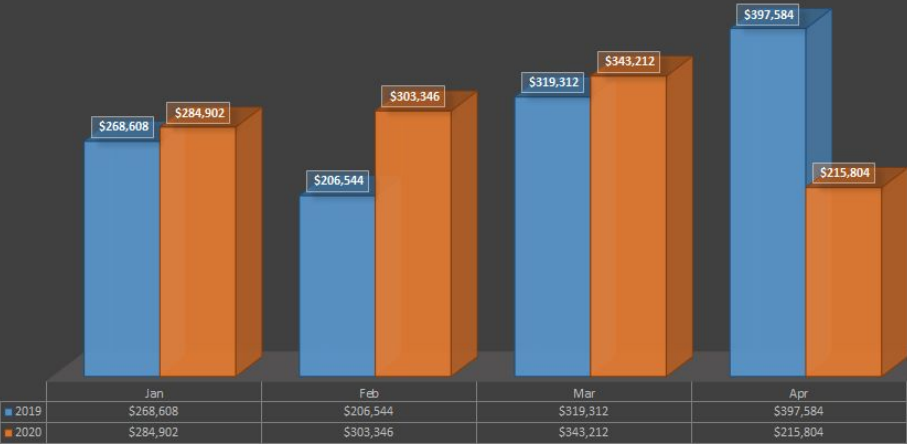


Preliminary  
COVID-19 Expenses  
Updated 5/15/2020



BUILDING FEES

■ 2019 ■ 2020



PLANNING FEES

■ 2019 ■ 2020

